


LAZY SUSAN





LAZY SUSAN

Standing the test of time, Rev-A-Shelf's Lazy Susan line is revered as the best in the industry with exceptional quality, unfaltering durability, and premium selection! Our extensive collection of Lazy Susans includes Full Circle, Kidney, D-Shape, Pie-Cut, and Half-Moon designs to accommodate any cabinet shape; sizes ranging from 10" to 32" to accommodate any cabinet size; and choices of polymer, wood, glass or chrome to accommodate any cabinet style. The bottom line is we know Lazy Susans! So next time you are specifying a Lazy Susan, call on the brand you can trust for superior quality and the brand that started it all: Rev-A-Shelf!





Collapsible Corner Lazy Susan

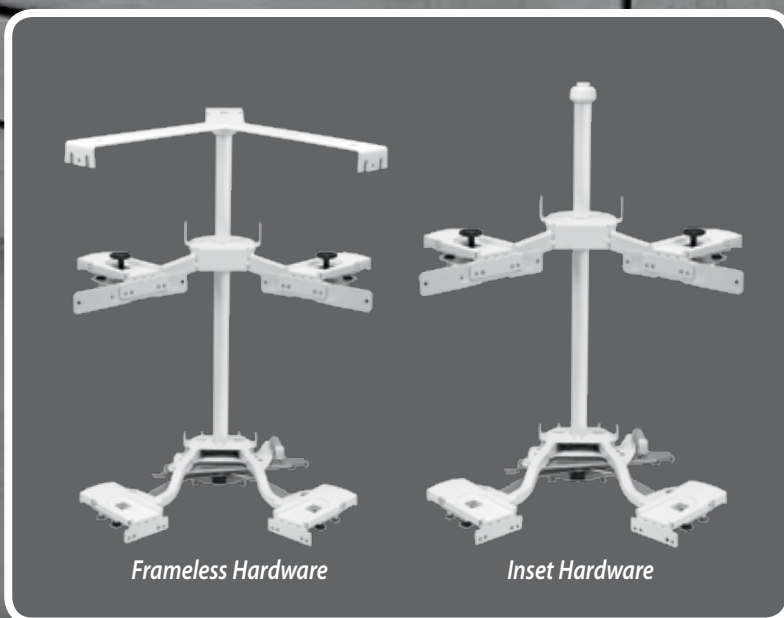


32" WHITE POLYSTYRENE TRAYS WITH CHROME WIRE FENCE (2 TRAY SET)

Get more out of your corner cabinets with Rev-A-Shelf's new Collapsible Lazy Susan for face frame inset and frameless cabinets. Featuring internal door-collapse, rotational soft-stop and soft-close door hardware, these lazy susans are the perfect solution to your ninety-degree corner cabinet needs.

- Hardware available for either face frame inset or frameless cabinets
- Door collapses into cabinet for internal rotation
- Rotational soft-stop
- Soft-closing doors
- 5-way adjustable door mount brackets

THE NEW COLLAPSIBLE CORNER LAZY SUSAN CAN BE ADJUSTED FOR SOFT-CLOSING SPEED, ROTATIONAL STOP RESISTANCE, AND DOOR ADJUSTMENT IN THREE DIMENSIONS BOTH TOP AND BOTTOM MAKING IT THE MOST VERSATILE LAZY SUSAN!



PRODUCT #	DESCRIPTION	PRODUCT DIMENSIONS	FINISH	SET PER CTN	WHT PER CARTON	SUGGESTED LIST PRICE
Collapsible Corner Lazy Susan						
CCLS-FL-HDW	Collapsible Corner Lazy Susan Hardware for frameless cabinets	15"W (381 mm) x 15-1/4"D (387 mm) x 25"-35" (635 mm - 889 mm) H	White Steel	1	15 lb.	\$339.90
CCLS-IN-HDW	Collapsible Corner Lazy Susan Hardware for face frame inset cabinets	15"W (381 mm) x 15-1/4"D (387 mm) x 25"-35" (635 mm - 889 mm) H	White Steel	1	11 lbs.	\$294.00
LD-CC-810-11-1	32 in. White Polymer Tray Set with chrome rail for Collapsible Lazy Susan	32" (813 mm) Diameter	Polymer/Chrome	1	16 lbs.	\$194.30

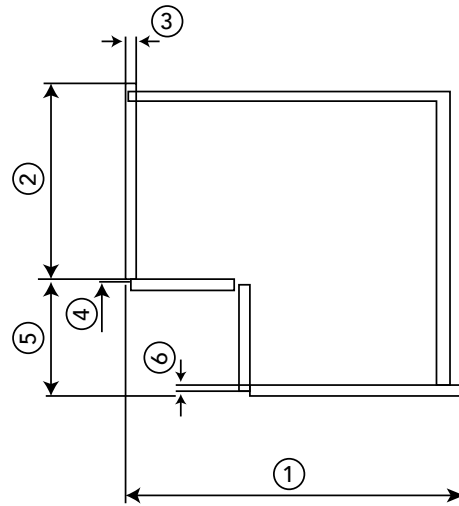
NOTE: WHEN ORDERING THE COLLAPSIBLE CORNER LAZY SUSAN, YOU MUST ORDER BOTH THE HARDWARE AND TRAYS TOGETHER.

Collapsible Corner Lazy Susan (FRAMELESS)

Door opening on each side is 11.25" measured from the inside of the outer wall to the inside of the opposing corner.

Cabinet

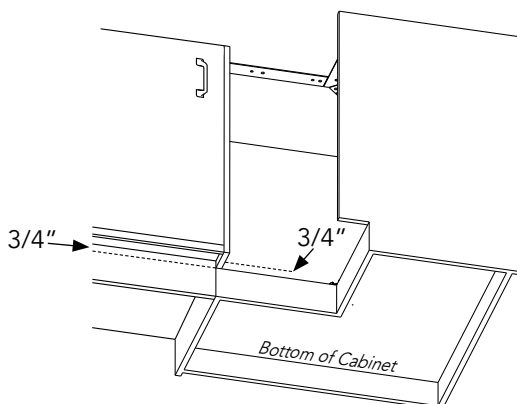
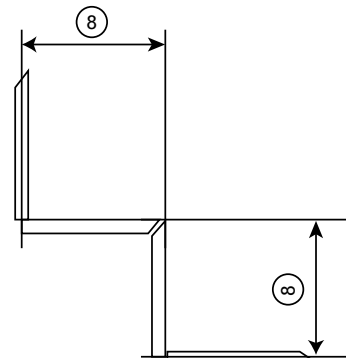
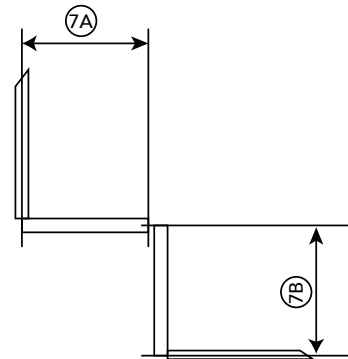
Cabinet Dimensions	
Cabinet width (1)	36"
Side wall depth (2)	24"
Side wall thickness (3)	5/8" - 3/4"
Buffer thickness (4)	1/8"
Cut out for doors (5)	12"
Door overlay (6)	1/2" - 5/8"
Internal height (clearance)	25"



Door Design

Standard Doors (Right Door Must be Wider)	
Left Door Width (7A)	10-29/32"
Right Door Width (7B)	11-13/32"
Door Height	cabinet opening height minus 15/32"
Door Thickness	3/4"

Mitered doors	
Door width (8)	11-23/32"
Door Height	cabinet opening height minus 15/32"
Door Thickness	3/4"



In order for the bottom of the Collapsible Corner Lazy Susan doors to line up with the adjacent cabinets' doors, the cabinet construction must be modified (Frameless version only).

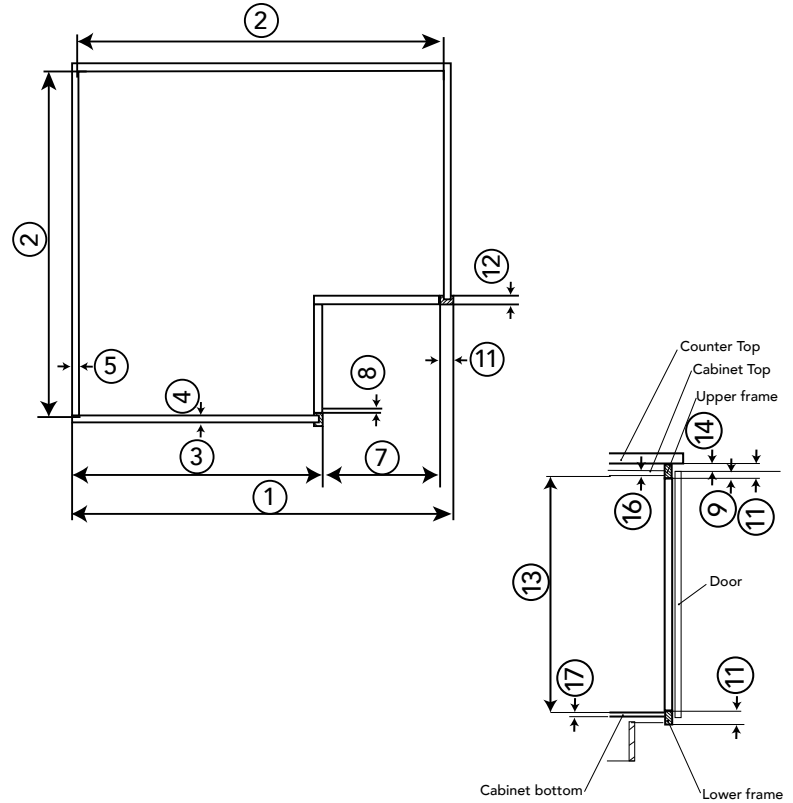
- The floor of your cabinet needs to be 3/4" lower than the adjacent cabinets. The toe kick should also be 3/4" shorter
- The cabinet floor should stop at the toe kick and should not come out to the front of the side walls

Collapsible Corner Lazy Susan (INSET)

*Door opening on each side is 10.5" measured from the inside of the face frame to the front face of the opposing face frame.

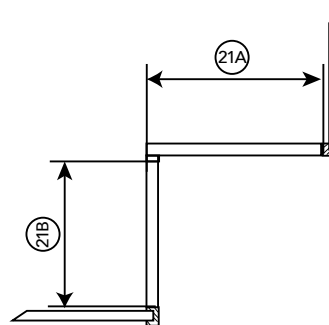
Cabinet

Cabinet Dimensions	
Cabinet width (1)	36"
Internal cabinet width (2)	Min. 33-3/4"
Side wall depth (3)	24"
Side wall thickness (4)	Max. 1"
Back wall thickness (5)	Max. 3/4"
Cut out for doors (7)	10.5"*
Side door gap (8)	1/16"
Door gap on top (9)	Min. 1/8"
Frame Width (11)	1-1/2"
Frame thickness (12)	1"
Internal height (13)	25" - 35"
Thickness of cabinet top (16)	Max. 1"
Thickness of cabinet bottom (17)	Max. 1"

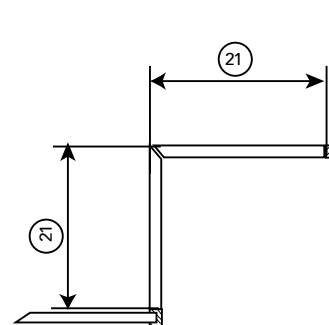


Door Design

Standard doors	
Door width (21A)	11"
Door width (21B)	10-5/16"
Door Thickness	3/4"



Mitered doors	
Door width (21)	11-1/8"
Door Thickness	3/4"



Polymer Lazy Susans

The Most Complete Line in the Industry!

We've split our Polymer Susans into three categories:



Page 264

Lazy Daisy



- Molded Polymer Hub
- Patented Snap Pin Hardware
- Ribbed tray surface
- Available in Almond and White



Our most economical tray and hardware.



Page 270

Value Line

- Molded Polymer Hub
- Polymer Hardware
- Twist-n-Lock Shaft System
- Smooth Tray Surface
- Available in Almond and White



The perfect balance of value and quality!



Page 274

RAS Traditional Storage

- Chrome Hubs
- Metal/Cast Hardware
- Dependent and Independently Rotating Shaft Systems
- Available in Almond and White



For those that demand the best!








Made in America

Manufactured and Assembled in Louisville, Kentucky

All of our lazy susans are manufactured using high quality materials and are backed by a Limited Lifetime Warranty.

We have developed a tiered category system that will allow you to quickly identify which configuration will give you the features you want, with the value you require.

		Lazy Daisy	Value Line	R•A•S
Full Circle				
	16"			•
	18"	•	•	•
	20"		•	•
	24"	•	•	•
	28"	•	•	•
	32"	•		•
Kidney				
	18"	•		•
	24"	•	•	•
	28"	•	•	•
	32"	•	•	•
Pie-Cut				
	18"	•		
	24"	•		•
	28"	•		•
D-Shape				
	20"			•
	22"			•
	32"	•		
Half Moon				
	31"			•
	33"			•
	39"			•

	Lazy Daisy	Value Line	R•A•S
Mounting Hardware:			
Telescoping Post	•	•	•
Twist'n Lock Shaft		•	
Bottom Mount	•	•	•
Shelf Support Hardware:			
Snap Pin	•		
Metal/Die Components			•
Polymer Components	•	•	
Hub:			
Molded Hub	•	•	
Chrome Hub			•

	Lazy Daisy	Value Line	R•A•S
For more information see page:			
Part Numbers and Price	266	272	276
Specifications	268	272	279



WEIGHT CAPACITY

These Rev-A-Shelf Lazy Susans are tested to exceed BHMA Class 1 specs: 20 lbs. per square foot at 75K cycles.





Lazy Daisy Polymer



Feature:

- Unique Patented Snap Pin Design
- Ribbed Tray Surface
- Molded Polymer Hubs
- Independently Rotating



- Available in
Almond and White

- Polypropylene Material
(32" is made of Polystyrene)



Shipping Clips
Included

Tray Configurations:



Full-Circle

18", 24", 28", 32"



D-Shape

32"



Kidney Shape

18", 24", 28", 32"





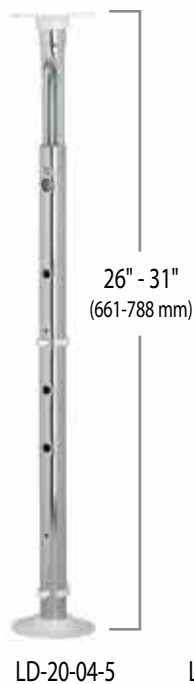
Pie-Cut

18", 24", 28"



Unique Snap Pin Design

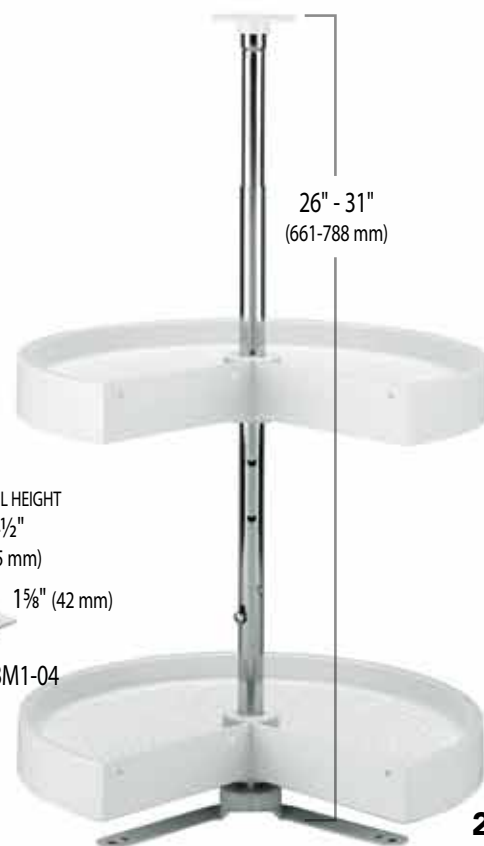
U.S. PATENT NOS: 5,312,003; 5,494,346; RE 39,917 E



Hardware:

	Lazy Daisy	Value Line	R•A•S
Mounting Hardware:			
Telescoping Post	•	•	•
Twist 'n Lock Shaft		•	
Bottom Mount	•	•	•
Shelf Support Hardware:			
Snap Pin	•		
Metal/Die Components			•
Polymer Components	•	•	
Hub:			
Molded Hub	•	•	
Chrome Hub			•

	Lazy Daisy	Value Line	R•A•S
For more information see page:			
Part Numbers and Price	266	272	276
Specifications	268	272	279



FULL CIRCLE SHELF



PRODUCT #	DESCRIPTION	PRODUCT DIMENSIONS	FINISH	SET PER CTN	WHT PER CARTON	SUGGESTED LIST PRICE
Lazy Daisy Polymer Full Circle Single Tray Set - Bottom Mount (Individual Pack)						
LD-2061-18BM-**-1	Single Shelf Set - Bottom Mount	18" Diameter	Polymer	1	4 lbs.	\$32.75
LD-2061-24BM-**-1	Single Shelf Set - Bottom Mount	24" Diameter	Polymer	1	8.6 lbs.	\$40.30
LD-2061-28BM-**-1	Single Shelf Set - Bottom Mount	28" Diameter	Polymer	1	8.75 lbs.	\$45.40
LD-2061-32BM-**-1	Single Shelf Set - Bottom Mount	32" Diameter	Polymer	1	10.5 lbs.	\$49.30
Lazy Daisy Polymer Full Circle Two Tray Set (Individual Pack)						
LD-2062-18-**-1	2 Shelf Set w/26"-31" Tele Shaft	18" Diameter	Polymer	1	11 lbs.	\$56.85
LD-2062-24-**-1	2 Shelf Set w/26"-31" Tele Shaft	24" Diameter	Polymer	1	13 lbs.	\$73.80
LD-2062-28-**-1	2 Shelf Set w/26"-31" Tele Shaft	28" Diameter	Polymer	1	18 lbs.	\$85.55
LD-2062-32-**-1	2 Shelf Set w/26"-31" Tele Shaft	32" Diameter	Polymer	1	18 lbs.	\$101.95
Lazy Daisy Polymer Full Circle Two Tray Set - Bottom Mount (Individual Pack)						
LD-2062-18BM-**-1	2 Shelf Set - Bottom Mount	18" Diameter	Polymer	1	11 lbs.	\$53.35
LD-2062-24BM-**-1	2 Shelf Set - Bottom Mount	24" Diameter	Polymer	1	13 lbs.	\$72.20
LD-2062-28BM-**-1	2 Shelf Set - Bottom Mount	28" Diameter	Polymer	1	18 lbs.	\$81.95
LD-2062-32BM-**-1	2 Shelf Set - Bottom Mount	32" Diameter	Polymer	1	22 lbs.	\$98.90
Lazy Daisy Polymer Full Circle Three Tray Set (Individual Pack)						
LD-2063-1836-**-1	3 Shelf Set w/34-41" Telescoping Post	18" Diameter	Polymer	1	14 lbs.	\$89.45

FULL CIRCLE SHELF BULK



PRODUCT #	DESCRIPTION	PRODUCT DIMENSIONS	FINISH	SET PER CTN	WHT PER CARTON	SUGGESTED LIST PRICE
Lazy Daisy Polymer Full Circle Trays Only (Bulk Pack)						
LD-2001-18-**-10	Single Shelf Only	18" Diameter	Polymer	10	28 lbs.	\$16.55 ea.
LD-2001-24-**-10	Single Shelf Only	24" Diameter	Polymer	10	39 lbs.	\$23.65 ea.
LD-2001-28-**-10	Single Shelf Only	28" Diameter	Polymer	10	45 lbs.	\$28.55 ea.
LD-2001-32-**-10	Single Shelf Only	32" Diameter	Polymer	10	63 lbs.	\$32.35 ea.
Hardware (Bulk Pack)						
LD-20-0436-5	LD Snap Pin Hdw for Polymer Full Circle 3 Tray w/ Standard 39" Post		Zinc/White	5	10 lbs.	\$34.20 ea.
LD-20-0431-5	LD Snap Pin Hdw for Polymer Full Circle, Kidney, D-Shape w/30-35" Telescoping Post		Zinc/White	5	1.6 lbs.	\$30.30 ea.
LD-20-04-5	LD Snap Pin Hdw for Polymer Full Circle w/26-31" Telescoping Post		Zinc/White	5	8 lbs.	\$18.00 ea.
LD-20BM1-04-10	LD Snap Pin Hdw for Polymer Full Circle Sgl Btm Mt		Zinc/White	10	12 lbs.	\$13.05 ea.
LD-20BM2-04-5	LD Snap Pin Hdw for Polymer Full Circle Dbl Btm Mt		Zinc/White	5	10 lbs.	\$17.10 ea.

PIE-CUT SHELF



(Attaches to the cabinet door)

PRODUCT #	DESCRIPTION	PRODUCT DIMENSIONS	FINISH	SET PER CTN	WHT PER CARTON	SUGGESTED LIST PRICE
Lazy Daisy Polymer Pie Cut Two Tray Set (Individual Pack)						
LD-2942-18-**-1	2 Shelf Set w/26-31" Telescoping Post	18" Diameter	Polymer	1	8 lbs.	\$84.25
LD-2942-24-**-1	2 Shelf Set w/26-31" Telescoping Post	24" Diameter	Polymer	1	9.5 lbs.	\$90.50
LD-2942-28-**-1	2 Shelf Set w/26-31" Telescoping Post	28" Diameter	Polymer	1	15.9 lbs.	\$111.50

PIE-CUT SHELF BULK



(Attaches to the cabinet door)

PRODUCT #	DESCRIPTION	PRODUCT DIMENSIONS	FINISH	SET PER CTN	WHT PER CARTON	SUGGESTED LIST PRICE
Lazy Daisy Polymer Pie Cut Trays Only (Bulk Pack)						
LD-2901-18-**-10	Single Shelf Only	18" Diameter	Polymer	10	21 lbs.	\$20.00 ea.
LD-2901-24-**-10	Single Shelf Only	24" Diameter	Polymer	10	29 lbs.	\$25.40 ea.
LD-2901-28-**-10	Single Shelf Only	28" Diameter	Polymer	10	47 lbs.	\$38.15 ea.
Hardware (Bulk Pack)						
LD-29-04-18-5	LD Hdw for Polymer 18" Pie Cut w/26-31" Telescoping Post		Zinc/White	5	16 lbs.	\$38.45 ea.
LD-29-04-5	LD Hdw for Polymer 24" & 28" Pie Cut w/26-31" Telescoping Post		Zinc/White	5	16 lbs.	\$34.80 ea.

KIDNEY SHELF



PRODUCT #	DESCRIPTION	PRODUCT DIMENSIONS	FINISH	SET PER CTN	WHT PER CARTON	SUGGESTED LIST PRICE
Lazy Daisy Polymer Kidney Shape Two Tray Set - Bottom Mount (Individual Pack)						
LD-2472-18BM-**-1	2 Shelf Set - Bottom Mount	18" Diameter	Polymer	1	9 lbs.	\$56.55
LD-2472-24BM-**-1	2 Shelf Set - Bottom Mount	24" Diameter	Polymer	1	11 lbs.	\$66.85
LD-2472-28BM-**-1	2 Shelf Set - Bottom Mount	28" Diameter	Polymer	1	16 lbs.	\$80.05
LD-2472-32BM-**-1	2 Shelf Set - Bottom Mount	32" Diameter	Polymer	1	19 lbs.	\$98.90
Lazy Daisy Polymer Kidney Shape Two Tray Set (Individual Pack)						
LD-2472-18-**-1	2 Shelf Set w/26"-31" Tele Shaft	18" Diameter	Polymer	1	9 lbs.	\$55.40
LD-2472-24-**-1	2 Shelf Set w/26"-31" Tele Shaft	24" Diameter	Polymer	1	11 lbs.	\$70.90
LD-2472-28-**-1	2 Shelf Set w/26"-31" Tele Shaft	28" Diameter	Polymer	1	16 lbs.	\$85.25
LD-2472-32-**-1	2 Shelf Set w/26"-31" Tele Shaft	32" Diameter	Polymer	1	19 lbs.	\$101.95
Lazy Daisy Polymer Kidney Shape Three Tray Set (Individual Pack)						
LD-2473-1836-**-1	3 Tray Set w/34-41" Telescoping Post	18" Diameter	Polymer	1	12.4 lbs	\$87.75

KIDNEY SHELF BULK



PRODUCT #	DESCRIPTION	PRODUCT DIMENSIONS	FINISH	SET PER CTN	WHT PER CARTON	SUGGESTED LIST PRICE
Lazy Daisy Polymer Kidney Trays Only (Bulk Pack)						
LD-2401-18-**-10	Single Shelf Only	18" Diameter	Polymer	10	22 lbs.	\$16.80 ea.
LD-2401-24-**-10	Single Shelf Only	24" Diameter	Polymer	10	32 lbs.	\$19.60 ea.
LD-2401-28-**-10	Single Shelf Only	28" Diameter	Polymer	10	43 lbs.	\$26.10 ea.
LD-2401-32-**-10	Single Shelf Only	32" Diameter	Polymer	10	60 lbs.	\$33.65 ea.
Hardware (Bulk Pack)						
LD-24-0436-5	LD Snap Pin Hdw for Polymer Kidney 3 Tray w/34-41" Telescoping Post		Zinc/White	5	10 lbs.	\$34.20 ea.
LD-24-04-5	LD Snap Pin Hdw for Polymer Kidney w/26-31" Telescoping Post		Zinc/White	5	8 lbs.	\$18.00 ea.
LD-24BM1-04-10	LD Snap Pin Hdw for Polymer Kidney Sgl Btm Mt		Zinc/White	10	12 lbs.	\$13.05 ea.
LD-24BM2-04-5	LD Snap Pin Hdw for Polymer Kidney Dbl Btm Mt		Zinc/White	5	10 lbs.	\$17.10 ea.

D-SHAPE SHELF



PRODUCT #	DESCRIPTION	PRODUCT DIMENSIONS	FINISH	SET PER CTN	WHT PER CARTON	SUGGESTED LIST PRICE
Lazy Daisy Polymer D-Shape Single Tray Set - Bottom Mount (Individual Pack)						
LD-2261-32BM-**-1	Single Shelf Set - Bottom Mount	32" Diameter	Polymer	1	22 lbs.	\$54.80
Lazy Daisy Polymer D-Shape Two Tray Set (Individual Pack)						
LD-2262-32-**-1	2 Shelf Set	32" Diameter	Polymer	1	22 lbs.	\$110.05
Lazy Daisy Polymer D-Shape Two Tray Set - Bottom Mount (Individual Pack)						
LD-2262-32BM-**-1	2 Shelf Set - Bottom Mount	32" Diameter	Polymer	1	22 lbs	\$106.45

D-SHAPE SHELF BULK



PRODUCT #	DESCRIPTION	PRODUCT DIMENSIONS	FINISH	SET PER CTN	WHT PER CARTON	SUGGESTED LIST PRICE
Lazy Daisy Polymer D-Shape Trays Only (Bulk Pack)						
LD-2201-32-**-10	Single Shelf Only	32" Diameter	Polymer	10	65 lbs.	\$38.70 ea.
Hardware (Bulk Pack)						
LD-22-04-5	LD Snap Pin Hdw for Polymer D Shape w/26-31" Telescoping Post		Zinc/White	5	8 lbs.	\$18.00 ea.
LD-22BM1-04-10	LD Snap Pin Hdw for Polymer D Shape Sgl Btm Mt		Zinc/White	10	12 lbs.	\$13.05 ea.
LD-22BM2-04-5	LD Snap Pin Hdw for Polymer D Shape Dbl Btm Mt		Zinc/White	5	10 lbs.	\$17.10 ea.

** Denotes color.

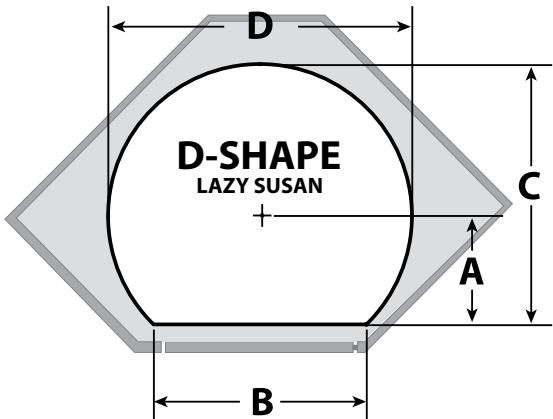
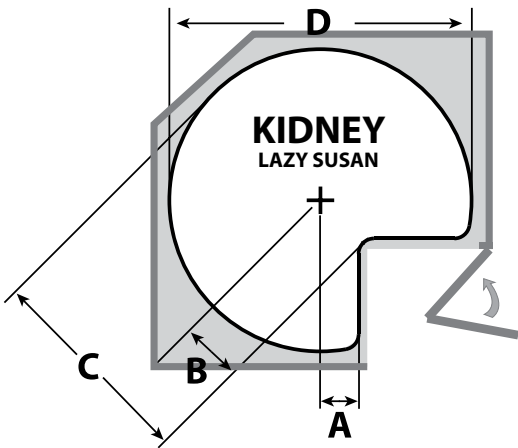
11 for white

15 for almond. Ask your salesperson about custom configurations and blank trays.

SPECIFICATIONS

LAZY DAISY POLYMER SHELVES

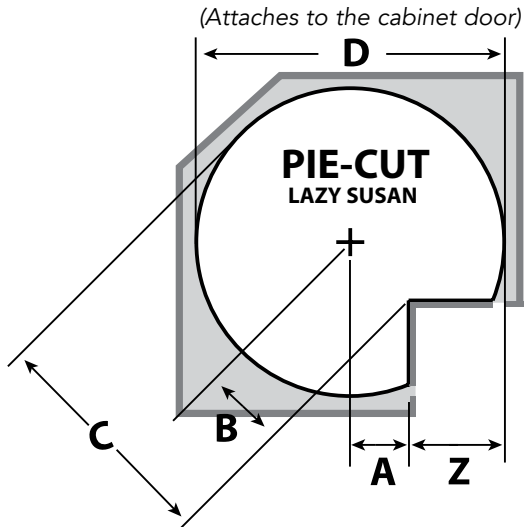
SHELF	MATERIAL	SERIES	A	B	C	D	SHAFT SYSTEM
18" KIDNEY	POLYMER	LD	1 1⁄8"	2"	11"	18"	25MM IND/DEP
24" KIDNEY	POLYMER	LD	1 3⁄4"	2 3⁄4"	14 3⁄4"	24"	25MM IND/DEP
28" KIDNEY	POLYMER	LD	3"	4 3⁄8"	18 3⁄8"	27 5⁄8"	25MM IND/DEP
32" KIDNEY	POLYMER	LD	4"	6"	21 7⁄8"	31 3⁄4"	25MM IND/DEP

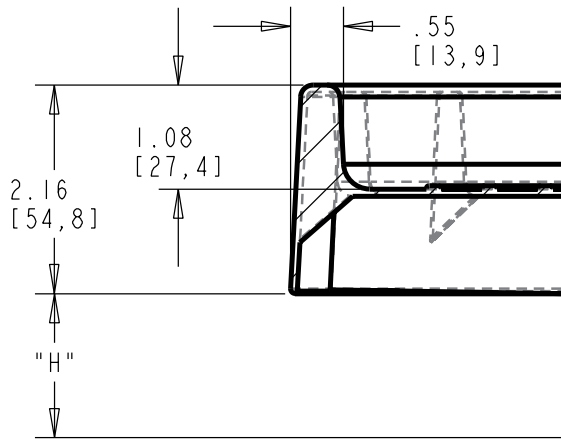


SHELF	MATERIAL	SERIES	A	B	C	D	SHAFT SYSTEM
32" D-SHAPE	POLYMER	LD	14"	14 3⁄4"	29 7⁄8"	31 3⁄4"	25MM IND/DEP

SHELF	MATERIAL	SERIES	A	B	C	D	Z
18" PIE CUT	POLYMER	LD	1 1⁄8"	1 5⁄8"	10 5⁄8"	18"	8" + 1⁄8" GAP
24" PIE CUT	POLYMER	LD	1 5⁄8"	2 3⁄8"	14 3⁄8"	24"	10 3⁄8" + 1⁄8" GAP
28" PIE CUT	POLYMER	LD	3"	4 1⁄4"	18"	27 5⁄8"	10 7⁄8" + 1⁄8" GAP

For custom applications a trial installation is recommended.
 Door edge profile, thickness, and gaps all factor in installation.





TOP OF CABINET FLOOR

TRAY SHAPE	"H"
FULL CIRCLE	1.60" [40.6MM]
KIDNEY AND D-SHAPE	1.45" [36.8MM]

WE HAVE
EVEN MORE
OPTIONS!LAZY
SUSANSCall your salesperson or 800-626-1126
if you would like more information on**Custom Tray/Hardware
Configurations****Pallet Program/ Enviro Packaging:**

Many of our Lazy Susans are available in pallet quantities:

- Volume pricing
- Reduced transportation cost
- Minimal storage space
- Environmentally conscious packaging





Value Line Polymer



Feature:

- Twist-N-Lock Telescoping Shaft
- Molded Polymer Hubs
- Independently Rotating



- Available in Almond and White

- Polystyrene Material



OPTIONAL: Ring cap included on 18" unit eliminates detent

Tray Configurations:




Full-Circle

18", 20", 24", 28"



Kidney Shape

24", 28", 32"



WEIGHT CAPACITY

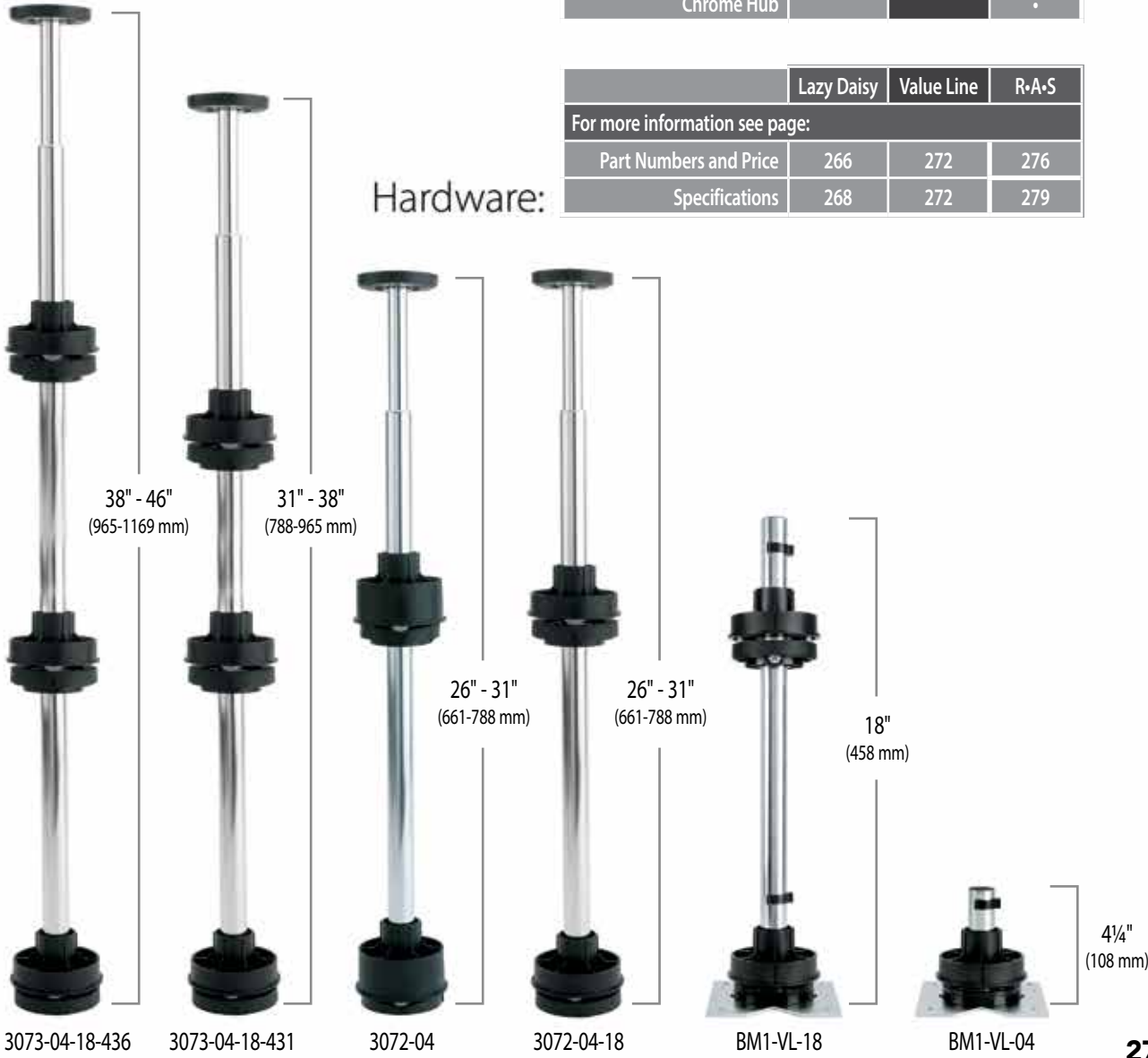
These Rev-A-Shelf Lazy Susans are tested to exceed BHMA Class 1 specs: 20 lbs. per square foot at 75K cycles (120° rotation).



	Lazy Daisy	Value Line	R•A•S
Mounting Hardware:			
Telescoping Post	•	•	•
Twist 'n Lock Shaft		•	
Bottom Mount	•	•	•
Shelf Support Hardware:			
Snap Pin	•		
Metal/Die Components			•
Polymer Components	•	•	
Hub:			
Molded Hub	•	•	
Chrome Hub			•

	Lazy Daisy	Value Line	R•A•S
For more information see page:			
Part Numbers and Price	266	272	276
Specifications	268	272	279

Hardware:



FULL CIRCLE SHELF



PRODUCT #	DESCRIPTION	PRODUCT DIMENSIONS	FINISH	SET PER CTN	WHT PER CARTON	SUGGESTED LIST PRICE
Full Circle Shelves Only and Bottom Mount Hardware (Individual Pack)						
3071-18**-52	Single Shelf Only	18" (457 mm) Diameter	Polymer	1	6 lbs.	\$25.65
3071-20**-52	Single Shelf Only	20" (508 mm) Diameter	Polymer	1	6 lbs.	\$31.05
3071-24**-52	Single Shelf Only	24" (610 mm) Diameter	Polymer	1	4 lbs.	\$35.10
3071-28**-52	Single Shelf Only	28" (712 mm) Diameter	Polymer	1	9 lbs.	\$43.80
Full Circle Shelf Sets, Independently Rotating (Individual Pack)						
BM1-VL-04-52	Bottom Mount Hardware (1 Shelf Set)		Zinc	1	2 lbs.	\$14.05
BM1-VL-18-52	Bottom Mount Hardware (2 Shelf Set)		Zinc	1	4 lbs.	\$23.20

PRODUCT #	DESCRIPTION	PRODUCT DIMENSIONS	FINISH	SET PER CTN	WHT PER CARTON	SUGGESTED LIST PRICE
Full Circle Shelf Sets, Independently Rotating (Individual Pack)						
3072-18**-52	2 Shelf Set w/26"-31" (660-788 mm) Telescoping Shaft	18" (457 mm) Diameter	Polymer	1	8 lbs.	\$62.20
3072-20**-52	2 Shelf Set w/26"-31" (660-788 mm) Telescoping Shaft	20" (508 mm) Diameter	Polymer	1	8 lbs.	\$72.50
3072-24**-52	2 Shelf Set w/26"-31" (660-788 mm) Telescoping Shaft	24" (610 mm) Diameter	Polymer	1	10 lbs.	\$80.75
3072-28**-52	2 Shelf Set w/26"-31" (660-788 mm) Telescoping Shaft	28" (712 mm) Diameter	Polymer	1	12 lbs.	\$91.95
3073-18**-531	3 Shelf Set w/31"-38" (788-965 mm) Telescoping Shaft	18" (457 mm) Diameter	Polymer	1	14 lbs.	\$92.20
3073-20**-531	3 Shelf Set w/31"-38" (788-965 mm) Telescoping Shaft	20" (457 mm) Diameter	Polymer	1	16 lbs.	\$107.30
3073-18**-536	3 Shelf Set w/38"-46" (965-1169 mm) Telescoping Shaft	18" (457 mm) Diameter	Polymer	1	14 lbs.	\$99.05
3073-20**-536	3 Shelf Set w/38"-46" (965-1169 mm) Telescoping Shaft	20" (610 mm) Diameter	Polymer	1	16 lbs.	\$113.95

FULL CIRCLE SHELF BULK

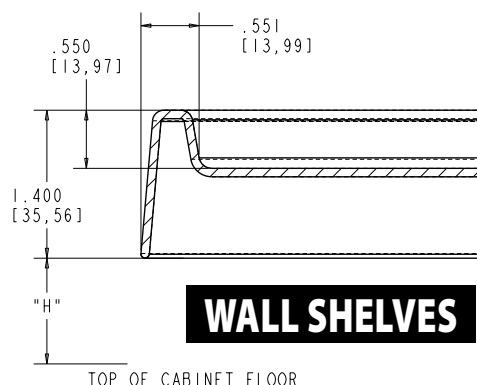


SEE PAGE 309
FOR BULK HARDWARE OPTIONS.

PRODUCT #	DESCRIPTION	PRODUCT DIMENSIONS	FINISH	SET PER CTN	WHT PER CARTON	SUGGESTED LIST PRICE
Full Circle Shelves Only (Bulk Pack)						
3001-18**-12	Shelves only/Hardware sold separately	18" (457 mm) Diameter	Polymer	12	21 lbs	\$19.85 ea.
3001-20**-12	Shelves only/Hardware sold separately	20" (610 mm) Diameter	Polymer	12	26 lbs.	\$24.80 ea.
3001-24**-12	Shelves only/Hardware sold separately	24" (610 mm) Diameter	Polymer	12	48 lbs.	\$28.55 ea.
3001-28**-12	Shelves only/Hardware sold separately	28" (712 mm) Diameter	Polymer	12	85 lbs	\$34.50 ea.
Hardware (Bulk Pack)						
3072-04-6	Hardware Set 24", 28", Full Circle	26"-31" (660-788 mm)	Zinc	6	12 lbs.	\$18.55 ea.
3072-04-18-6	18"/20" Full Circle Hardware Set w/Ring Cap	26"-31" (660-788 mm)	Zinc	6	12 lbs.	\$18.85 ea.
3073-04-18-431-4	18"/20" Full Circle Hardware Set w/Ring Cap	31"-38" (788-965 mm)	Zinc	4	6 lbs.	\$34.95 ea.
3073-04-18-436-4	18"/20" Full Circle Hardware Set w/Ring Cap	38"-46" (965-1169mm)	Zinc	4	6 lbs.	\$35.95 ea.

LIP SPECIFICATIONS

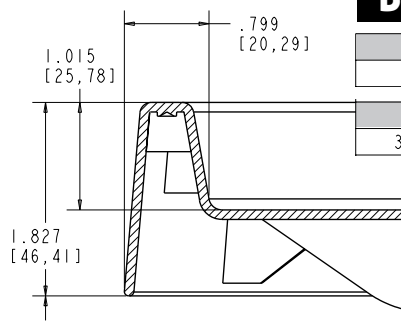
VALUE LINE POLYMER SHELVES



WALL SHELVES

TOP OF CABINET FLOOR

FULL CIRCLE	"H"
3072-18	.313 / [7,9mm]



TOP OF CABINET FLOOR

BASE SHELVES

FULL CIRCLE	"H"
3072-24 & 28	1.061 / [26,9mm]
KIDNEY	"H"
3472-24, 28 & 32	1.061 / [26,9mm]

KIDNEY SHAPED SHELF



PRODUCT #	DESCRIPTION	PRODUCT DIMENSIONS	FINISH	SET PER CTN	WHT PER CARTON	SUGGESTED LIST PRICE
Kidney Shaped Shelves and Bottom Mount Hardware (Individual Pack)						
3471-24-**-52	Single Shelf Only	24" (610 mm) Diameter	Polymer	1	5 lbs.	\$31.30
3471-28-**-52	Single Shelf Only	28" (712 mm) Diameter	Polymer	1	8 lbs.	\$40.00
3471-32-**-52	Single Shelf Only	32" (813 mm) Diameter	Polymer	1	10 lbs.	\$49.90
BM1-VL-04-52	Bottom Mount Hardware (1 Shelf Set)		Zinc	1	2 lbs.	\$14.05
BM1-VL-18-52	Bottom Mount Hardware (2 Shelf Set)		Zinc	1	2.26 lbs.	\$23.20
Kidney Shaped Shelf Sets, Independently Rotating (Individual Pack)						
3472-24-**-52	2 Shelf Set w/26"-31" (660-788 mm) Telescoping Shaft	24" (610 mm) Diameter	Polymer	1	10 lbs.	\$77.85
3472-28-**-52	2 Shelf Set w/26"-31" (660-788 mm) Telescoping Shaft	28" (712 mm) Diameter	Polymer	1	11 lbs.	\$93.55
3472-32-**-52	2 Shelf Set w/26"-31" (660-788 mm) Telescoping Shaft	32" (813 mm) Diameter	Polymer	1	13 lbs.	\$113.95

KIDNEY SHAPED SHELF BULK



PRODUCT #	DESCRIPTION	PRODUCT DIMENSIONS	FINISH	SET PER CTN	WHT PER CARTON	SUGGESTED LIST PRICE
Kidney Shaped Shelves Only (Bulk Pack)						
3401-24-**-12	Shelves only/Hardware sold separately	24" (610 mm) Diameter	Polymer	12	24 lbs.	\$22.20 ea.
3401-28-**-12	Shelves only/Hardware sold separately	28" (712 mm) Diameter	Polymer	12	27 lbs.	\$29.85 ea.
3401-32-**-12	Shelves only/Hardware sold separately	32" (813 mm) Diameter	Polymer	12	30 lbs.	\$38.55 ea.
Hardware (Bulk Pack)						
3472-04-6	Post and Pivot Hardware	26"-31" (660-788 mm)	Zinc	6	12 lbs.	\$21.75 ea.

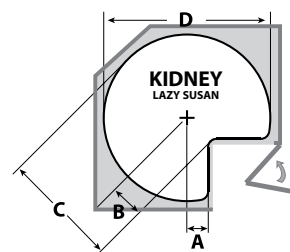
** Denotes color.

11 for white

15 for almond. Ask your salesperson about custom configurations and blank trays.



Value Line
By RED-A-SHELF®



SHELF	MATERIAL	SERIES	A	B	C	D	SHAFT SYSTEM
24" KIDNEY	POLYMER	3400	1 ½	2 ⅝	14 ⅝	24	1" IND.
28" KIDNEY	POLYMER	3400	3	4 1 ⅙	18 ⅝	28	1" IND.
32" KIDNEY	POLYMER	3400	4 ¼	6 ⅞	22 ⅞	32	1" IND.

DEP.=DEPENDENT ROTATING SYSTEM IND.=INDEPENDENT ROTATING SYSTEM



R•A•S Polymer

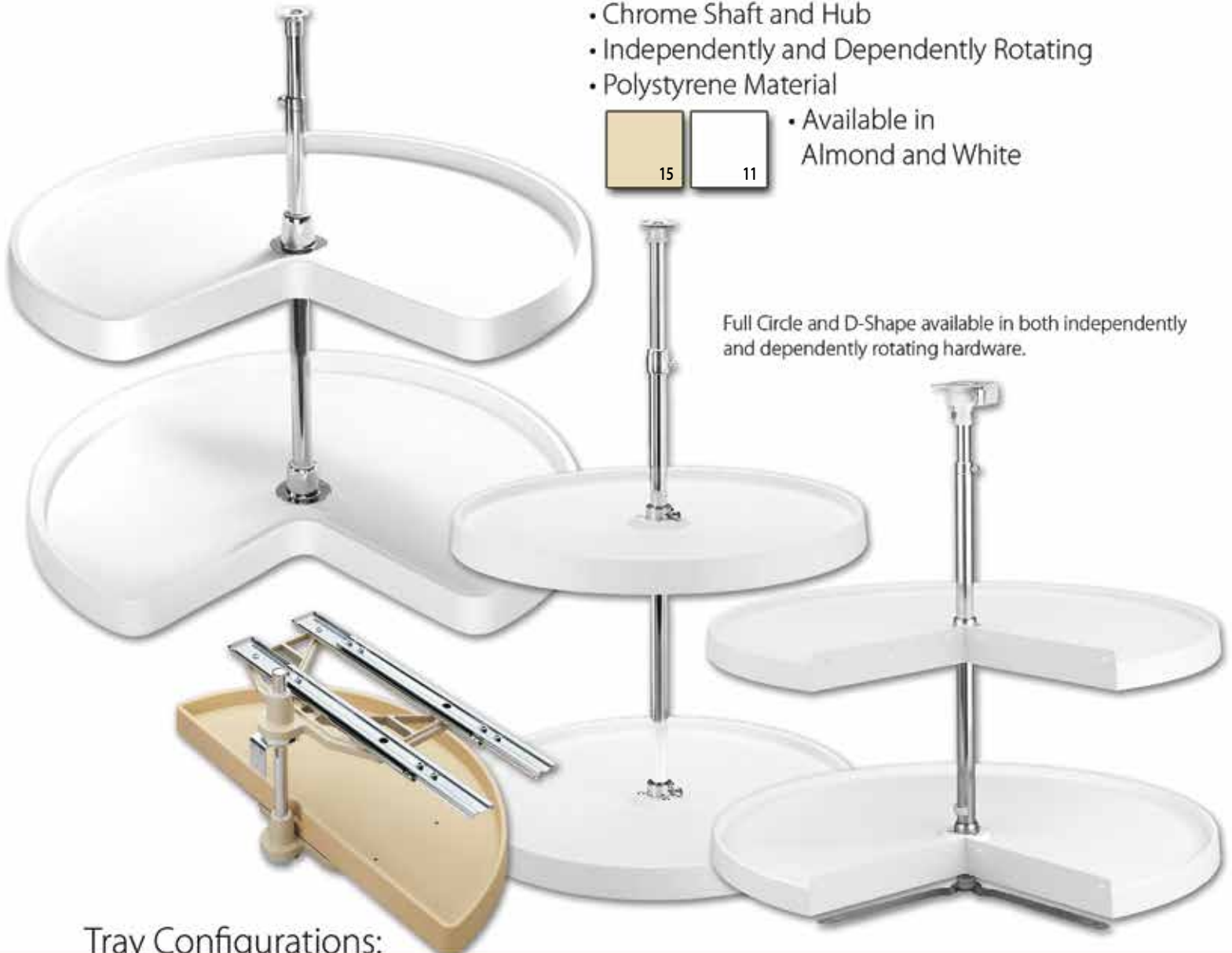


Feature:

- Chrome Shaft and Hub
- Independently and Dependently Rotating
- Polystyrene Material



- Available in Almond and White



Full Circle and D-Shape available in both independently and dependently rotating hardware.

Tray Configurations:



Full-Circle

16", 18", 20",
24", 28", 32"



D-Shape

20", 22"



Kidney Shape

18", 24", 28", 32"



Pie-Cut

24", 28"



Half-Moon

31", 33", 39"



WEIGHT CAPACITY

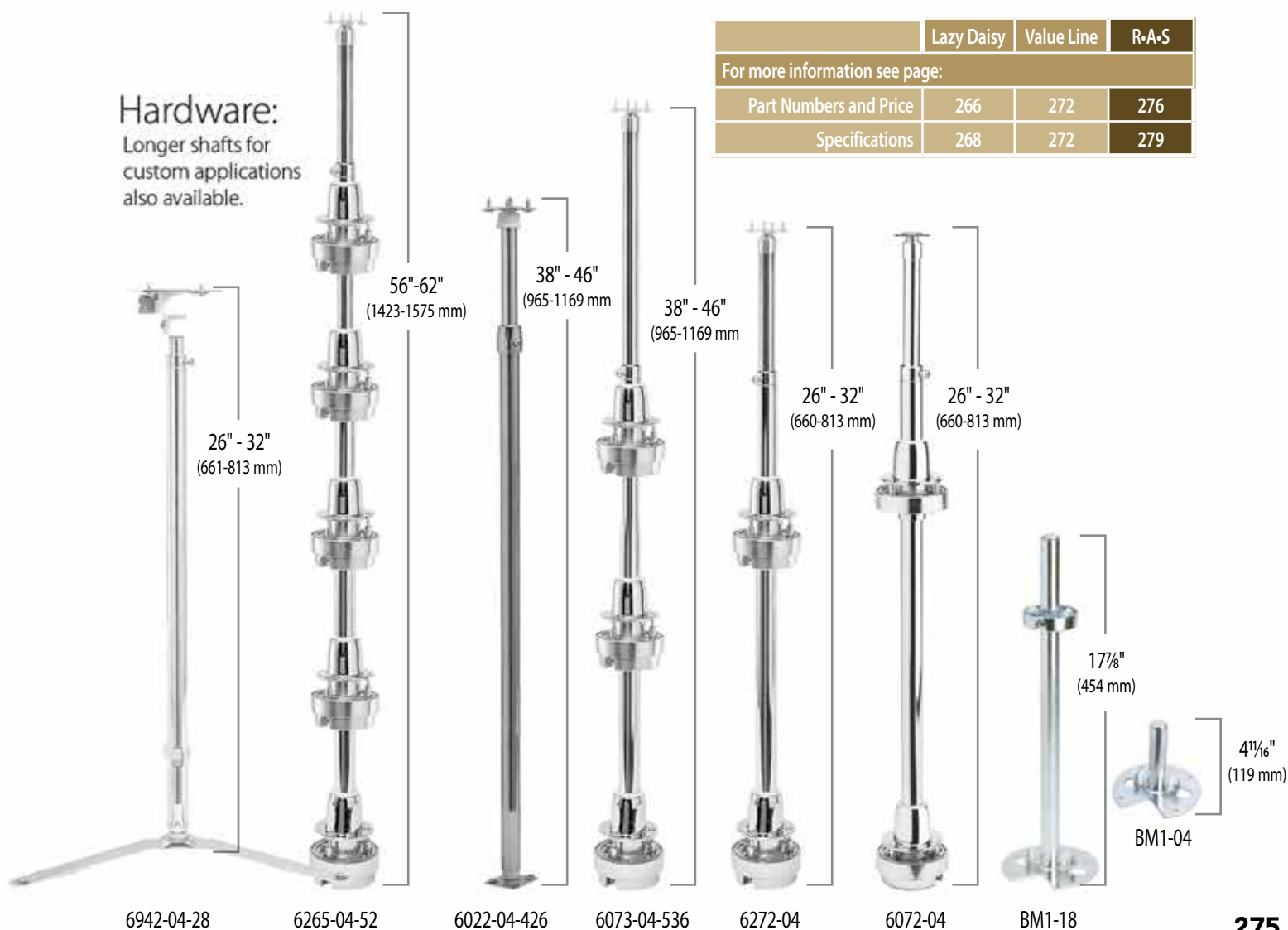
These Rev-A-Shelf Lazy Susans are tested to exceed BHMA Class 1 specs: 20 lbs. per square foot at 75K cycles (120° rotation).

	Lazy Daisy	Value Line	R•A•S
Mounting Hardware:			
Telescoping Post	•	•	•
Twist 'n Lock Shaft		•	
Bottom Mount	•	•	•
Shelf Support Hardware:			
Snap Pin	•		
Metal/Die Components			•
Polymer Components	•	•	
Hub:			
Molded Hub	•	•	
Chrome Hub			•

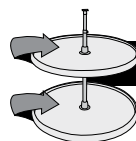
Hardware:

Longer shafts for custom applications also available.

	Lazy Daisy	Value Line	R•A•S
For more information see page:			
Part Numbers and Price	266	272	276
Specifications	268	272	279



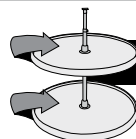
FULL CIRCLE SHELF



DEPENDENTLY ROTATING

PRODUCT #	DESCRIPTION	PRODUCT DIMENSIONS	FINISH	SET PER CTN	WHT PER CARTON	SUGGESTED LIST PRICE
Full Circle Shelf Sets, Dependently Rotating (Individual Pack)						
6012-18-**-52	2 Shelf Set w/24"-31" (610-788 mm) Telescoping Shaft	18" (457 mm) Diameter	Polymer	1	8 lbs.	\$74.95
6012-20-**-52	2 Shelf Set w/24"-31" (610-788 mm) Telescoping Shaft	20" (510 mm) Diameter	Polymer	1	10 lbs.	\$82.80
6012-24-**-52	2 Shelf Set w/24"-31" (610-788 mm) Telescoping Shaft	24" (610 mm) Diameter	Polymer	1	12 lbs.	\$91.95
6012-28-**-52	2 Shelf Set w/24"-31" (610-788 mm) Telescoping Shaft	28" (712 mm) Diameter	Polymer	1	17 lbs.	\$110.35
6013-18-**-526	3 Shelf Set w/38"-46" (965-1169 mm) Telescoping Shaft	18" (457 mm) Diameter	Polymer	1	12 lbs.	\$112.25
6013-20-**-526	3 Shelf Set w/38"-46" (965-1169 mm) Telescoping Shaft	20" (510 mm) Diameter	Polymer	1	14 lbs.	\$124.25

FULL CIRCLE SHELF BULK



DEPENDENTLY ROTATING

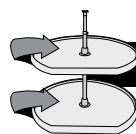
PRODUCT #	DESCRIPTION	PRODUCT DIMENSIONS	FINISH	SET PER CTN	WHT PER CARTON	SUGGESTED LIST PRICE
Full Circle Shelves Only (Bulk Pack)						
6001-18-**-4	Shelves only/Hardware sold separately	18" (457 mm) Diameter	Polymer	12	28 lbs.	\$21.60 ea.
6001-20-**-4	Shelves only/Hardware sold separately	20" (510 mm) Diameter	Polymer	12	40 lbs.	\$25.10 ea.
6001-24-**-4	Shelves only/Hardware sold separately	24" (610 mm) Diameter	Polymer	12	52 lbs.	\$29.30 ea.
6001-28-**-4	Shelves only/Hardware sold separately	28" (712 mm) Diameter	Polymer	12	93 lbs.	\$37.70 ea.
Hardware (Bulk Pack)						
6022-04-4	Post and Pivot Hardware	24"-31" (610-788 mm)	Zinc	6	11 lbs.	\$24.05 ea.
6022-04-426	Post and Pivot Hardware	38"-46" (968-1169 mm)	Zinc	4	14 lbs.	\$33.95 ea.

NOTES: 3/4" (19 mm) diameter shaft system. **6012** - Telescoping shaft dimensions 12" (305 mm) upper & 21" (534 mm) lower shaft

6013 - Telescoping shaft dimensions 12" (305 mm) upper & 36" (915 mm) lower shaft. Shaft length can be cut to accommodate Inner Cabinet Heights of less than 38" (965 mm).

**** Available colors: 11 White, 15 Almond** Tested to exceed BHMA Class 1 Specifications.

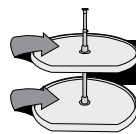
D-SHAPE SHELF



DEPENDENTLY ROTATING

PRODUCT #	DESCRIPTION	PRODUCT DIMENSIONS	FINISH	SET PER CTN	WHT PER CARTON	SUGGESTED LIST PRICE
D-Shape Sets, Dependent Rotating (Individual Pack)						
7012-20-**-52	2 Shelf Set w/24"-31" (610-788 mm) Telescoping Shaft	20" (510 mm) Diameter	Polymer	1	9 lbs.	\$80.60
7013-20-**-526	3 Shelf Set w/38"-46" (965-1169 mm) Telescoping Shaft	20" (510 mm) Diameter	Polymer	1	14 lbs.	\$116.30

D-SHAPE SHELF BULK



DEPENDENTLY ROTATING

PRODUCT #	DESCRIPTION	PRODUCT DIMENSIONS	FINISH	SET PER CTN	WHT PER CARTON	SUGGESTED LIST PRICE
D-Shape Shelves Only (Bulk Pack)						
7001-20-**-4	Shelves only/Hardware sold separately	20" (510 mm) Diameter	Polymer	12	37 lbs.	\$26.95 ea.
Hardware (Bulk Pack)						
6022-04-4	Post and Pivot Hardware	24"-31" (610-788 mm)	Zinc	6	11 lbs.	\$24.05 ea.
6022-04-426	Post and Pivot Hardware	38"-46" (968-1169 mm)	Zinc	4	14 lbs.	\$33.95 ea.

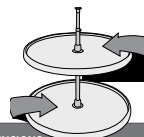
NOTES: 3/4" (19 mm) diameter shaft system. **7012** - Telescoping shaft dimensions 12" (305 mm) upper & 21" (534 mm) lower shaft. **7013** - Telescoping shaft dimensions 12" (305 mm) upper & 36" (915 mm) lower shaft. **** Available colors: 11 White, 15 Almond** Tested to exceed BHMA Class 1 Specifications.

** Denotes color.

11 for white

15 for almond. Ask your salesperson about custom configurations and blank trays.

FULL CIRCLE SHELF



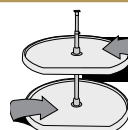
INDEPENDENTLY ROTATING

PRODUCT #	DESCRIPTION	PRODUCT DIMENSIONS	FINISH	SET PER CTN	WHT PER CARTON	SUGGESTED LIST PRICE
Full Circle Lazy Susans and Bottom Mount Hardware (Individual Pack)						
6071-16**-52	Single Shelf Only	16" (407 mm) Diameter	Polymer	1	5 lbs.	\$33.95
6071-18**-52	Single Shelf Only	18" (457 mm) Diameter	Polymer	1	6 lbs.	\$36.85
6071-20**-52	Single Shelf Only	20" (508 mm) Diameter	Polymer	1	6 lbs.	\$40.00
6071-24**-52	Single Shelf Only	24" (610 mm) Diameter	Polymer	1	8 lbs.	\$43.65
6071-28**-52	Single Shelf Only	28" (711 mm) Diameter	Polymer	1	9 lbs.	\$58.15
6071-32**-52	Single Shelf Only	32" (813 mm) Diameter	Polymer	1	12 lbs.	\$67.85
BM1-04-52	Bottom Mount Hardware (1 Shelf Set)		Zinc	1	3 lbs.	\$21.60
BM1-18-52	Bottom Mount Hardware (2 Shelf Set)		Zinc	1	7 lbs.	\$31.30

PRODUCT #	DESCRIPTION	PRODUCT DIMENSIONS	FINISH	SET PER CTN	WHT PER CARTON	SUGGESTED LIST PRICE
Full Circle Lazy Susans and Sets, Independent Rotating (Individual Pack)						
6621-16**-52	Single Shelf Set w/Bottom Mount Hardware	16" (407 mm) Diameter	Polymer	1	4 lbs.	\$54.25
6621-18**-52	Single Shelf Set w/Bottom Mount Hardware	18" (457 mm) Diameter	Polymer	1	4 lbs.	\$52.50
6621-20**-52	Single Shelf Set w/Bottom Mount Hardware	20" (508 mm) Diameter	Polymer	1	4 lbs.	\$52.95
6621-24**-52	Single Shelf Set w/Bottom Mount Hardware	24" (610 mm) Diameter	Polymer	1	4 lbs.	\$60.60
6621-28**-52	Single Shelf Set w/Bottom Mount Hardware	28" (711 mm) Diameter	Polymer	1	6 lbs.	\$77.15
6621-32**-52	Single Shelf Set w/Bottom Mount Hardware	32" (813 mm) Diameter	Polymer	1	9 lbs.	\$95.10
6072-16**-52	2 Shelf Set w/26"-32" (660-813 mm) Telescoping Shaft	16" (407 mm) Diameter	Polymer	1	10 lbs.	\$128.90
6072-18**-52	2 Shelf Set w/26"-32" (660-813 mm) Telescoping Shaft	18" (457 mm) Diameter	Polymer	1	11 lbs.	\$133.85
6072-20**-52	2 Shelf Set w/26"-32" (660-813 mm) Telescoping Shaft	20" (508 mm) Diameter	Polymer	1	12 lbs.	\$153.00
6072-24**-52	2 Shelf Set w/26"-32" (660-813 mm) Telescoping Shaft	24" (610 mm) Diameter	Polymer	1	13 lbs.	\$177.65
6072-28**-52	2 Shelf Set w/26"-32" (660-813 mm) Telescoping Shaft	28" (711 mm) Diameter	Polymer	1	19 lbs.	\$189.65
6072-32**-52	2 Shelf Set w/26"-32" (660-813 mm) Telescoping Shaft	32" (813 mm) Diameter	Polymer	1	22 lbs.	\$199.50
6073-18**-536	3 Shelf Set w/38"-46" (965-1169 mm) Telescoping Shaft	18" (457 mm) Diameter	Polymer	1	18 lbs.	\$192.55
6073-20**-536	3 Shelf Set w/38"-46" (965-1169 mm) Telescoping Shaft	20" (508 mm) Diameter	Polymer	1	20 lbs.	\$203.00

NOTES: 1" (26 mm) diameter shaft system. **6072** - Telescoping shaft dimensions 12" (305 mm) upper & 21" (534 mm) lower shaft
6073 - Telescoping shaft dimensions 12" (305 mm) upper & 36" (915 mm) lower shaft. ** Available colors: 11 White, 15 Almond Tested to exceed BHMA Class 1 Specifications.
 Additional shelves and/or longer posts can be special ordered. Positioning base without wheels 6260-77-2 mounts on base of cabinet.

D-SHAPE SHELF



INDEPENDENTLY ROTATING

PRODUCT #	DESCRIPTION	PRODUCT DIMENSIONS	FINISH	SET PER CTN	WHT PER CARTON	SUGGESTED LIST PRICE
D-Shape Shelves and Bottom Mount Hardware (Individual Pack)						
6271-20**-52	Single Shelf Only	20" (508 mm) Diameter	Polymer	1	5 lbs.	\$41.35
6271-22**-52	Single Shelf Only	22" (560 mm) Diameter	Polymer	1	12 lbs.	\$45.95
BM1-04-52	Bottom Mount Hardware (1 Shelf Set)		Zinc	1	3 lbs.	\$21.60
BM1-18-52	Bottom Mount Hardware (2 Shelf Set)		Zinc	1	7 lbs.	\$31.30

PRODUCT #	DESCRIPTION	PRODUCT DIMENSIONS	FINISH	SET PER CTN	WHT PER CARTON	SUGGESTED LIST PRICE
D-Shape Shelves and Sets, Independent Rotating (Individual Pack)						
6221-20**-52	Single Shelf Set w/Bottom Mount Hardware	20" (508 mm) Diameter	Polymer	1	6 lbs.	\$55.60
6221-22**-52	Single Shelf Set w/Bottom Mount Hardware	22" (560 mm) Diameter	Polymer	1	7 lbs.	\$60.45
6272-20**-52	2 Shelf Set w/26"-32" (660-813 mm) Telescoping Shaft	20" (508 mm) Diameter	Polymer	1	11 lbs.	\$148.35
6272-22**-52	2 Shelf Set w/26"-32" (660-813 mm) Telescoping Shaft	22" (560 mm) Diameter	Polymer	1	12 lbs.	\$136.45
6273-20**-536	3 Shelf Set w/38"-46" (965-1169 mm) Telescoping Shaft	20" (508 mm) Diameter	Polymer	1	17 lbs.	\$203.00
6273-22**-536	3 Shelf Set w/38"-46" (965-1169 mm) Telescoping Shaft	22" (560 mm) Diameter	Polymer	1	21 lbs.	\$211.25

NOTES: 1" (26 mm) diameter shaft system. Tested to exceed BHMA Class 1 Specifications. ** Available colors: 11 White, 15 Almond

** Denotes color.

11 for white

15 for almond. Ask your salesperson about custom configurations and blank trays.

KIDNEY-SHAPE SHELF



PRODUCT #	DESCRIPTION	PRODUCT DIMENSIONS	FINISH	SET PER CTN	WHT PER CARTON	SUGGESTED LIST PRICE
Single Kidney Shaped Shelf and Bottom Mount Hardware (Individual Pack)						
6471-18-**-52	Single Shelf Only	18" (457 mm) Diameter	Polymer	1	5 lbs.	\$42.20
6471-24-**-52	Single Shelf Only	24" (610 mm) Diameter	Polymer	1	6 lbs.	\$45.80
6471-28-**-52	Single Shelf Only	28" (711 mm) Diameter	Polymer	1	8 lbs.	\$56.55
6471-32-**-52	Single Shelf Only	32" (813 mm) Diameter	Polymer	1	16 lbs.	\$65.85
BM1-04-52	Bottom Mount Hardware (1 Shelf Set)		Zinc	1	3 lbs.	\$21.60
BM1-18-52	Bottom Mount Hardware (2 Shelf Set)		Zinc	1	7 lbs.	\$31.30
Kidney Shaped Shelf Sets, Independently Rotating (Individual Pack)						
6421-18-**-52	Single Shelf Set w/Bottom Mount Hardware	18" (457 mm) Diameter	Polymer	1	4 lbs.	\$53.05
6421-24-**-52	Single Shelf Set w/Bottom Mount Hardware	24" (610 mm) Diameter	Polymer	1	4 lbs.	\$56.70
6421-28-**-52	Single Shelf Set w/Bottom Mount Hardware	28" (711 mm) Diameter	Polymer	1	6 lbs.	\$67.45
6421-32-**-52	Single Shelf Set w/Bottom Mount Hardware	32" (813 mm) Diameter	Polymer	1	7 lbs.	\$76.00
6472-18-**-52	2 Shelf Set w/26"-32" (660-813 mm) Telescoping Shaft	18" (457 mm) Diameter	Polymer	1	9 lbs.	\$114.70
6472-24-**-52	2 Shelf Set w/26"-32" (660-813 mm) Telescoping Shaft	24" (610 mm) Diameter	Polymer	1	12 lbs.	\$125.30
6472-28-**-52	2 Shelf Set w/26"-32" (660-813 mm) Telescoping Shaft	28" (711 mm) Diameter	Polymer	1	16 lbs.	\$148.65
6472-32-**-52	2 Shelf Set w/26"-32" (660-813 mm) Telescoping Shaft	32" (813 mm) Diameter	Polymer	1	19 lbs.	\$168.20

KIDNEY-SHAPE SHELF BULK



PRODUCT #	DESCRIPTION	PRODUCT DIMENSIONS	FINISH	SET PER CTN	WHT PER CARTON	SUGGESTED LIST PRICE
Kidney Shaped Shelf Sets, Independently Rotating (Super Bulk Pack)						
6472-24-**-4S	2 Shelf Set/Bulk w/26"-32" (660-813 mm) Telescoping Shaft	24" (610 mm) Diameter	Polymer	5	12 lbs.	\$117.60 ea.
6472-28-**-4S	2 Shelf Set/Bulk w/26"-32" (660-813 mm) Telescoping Shaft	28" (711 mm) Diameter	Polymer	5	16 lbs.	\$140.05 ea.
6472-32-**-4S	2 Shelf Set/Bulk w/26"-32" (660-813 mm) Telescoping Shaft	32" (813 mm) Diameter	Polymer	6	19 lbs.	\$158.05 ea.

NOTES: 1" (26 mm) diameter shaft system. Telescoping shaft dimensions 9¼" (235 mm) upper & 22½" (572 mm) lower shaft. Shelves are tested to exceed BHMA Class 1 Specifications.
**** Available colors: 11 White, 15 Almond**

PIE-CUT SHELF



(Attaches to the cabinet door)

PRODUCT #	DESCRIPTION	PRODUCT DIMENSIONS	FINISH	SET PER CTN	WHT PER CARTON	SUGGESTED LIST PRICE
Pie Cut Shelf Sets (Individual Pack)						
6942-24-**-52	2 Shelf Set	24" (610 mm) Diameter	Polymer	1	12 lbs.	\$103.95
6942-28-**-52	2 Shelf Set	28" (711 mm) Diameter	Polymer	1	15 lbs.	\$127.75

PIE-CUT SHELF BULK



(Attaches to the cabinet door)

PRODUCT #	DESCRIPTION	PRODUCT DIMENSIONS	FINISH	SET PER CTN	WHT PER CARTON	SUGGESTED LIST PRICE
Pie Cut Shelves Only (Bulk Pack)						
6901-24-**-4	Shelves only/Hardware sold separately	24" (610 mm) Diameter	Polymer	12	39 lbs.	\$28.40 ea.
6901-28-**-4	Shelves only/Hardware sold separately	28" (711 mm) Diameter	Polymer	12	72 lbs.	\$42.80 ea.
Hardware (Bulk Pack)						
6942-04-4	Post and Pivot Hardware for 24" shelves	26"-32"(660-813 mm)	Zinc	6	28 lbs.	\$40.75 ea.
6942-04-28-4	Post and Pivot Hardware for 28" shelves	26"-32"(660-813 mm)	Zinc	6	23 lbs.	\$41.35 ea.

NOTES: Shelves and hardware sold separately in bulk. Hardware includes (6) complete sets. Telescoping shaft assembly accommodates 26"-32" (660-813 mm) Inner Cabinet Height
 1" (26 mm) diameter shaft system. Upper shelf is adjustable, lower shelf is in fixed position and shaft cannot be altered.
 Tested to exceed BHMA Class 1 Specifications. **** Available colors: 11 White, 15 Almond**

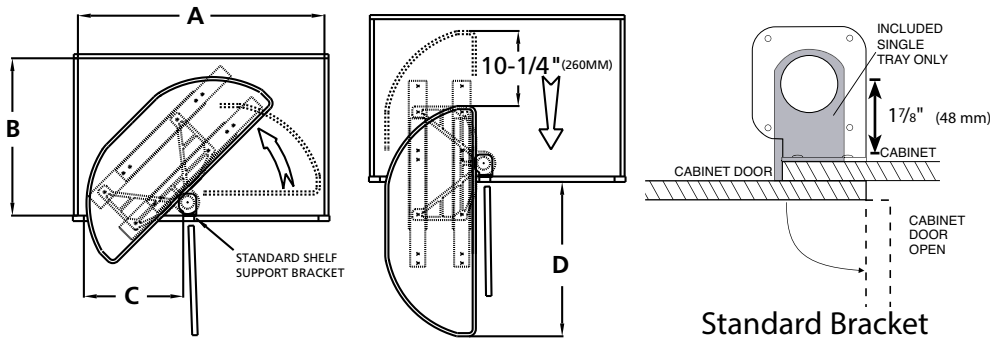
HALF-MOON SHELF



PRODUCT #	DESCRIPTION	PRODUCT DIMENSIONS	FINISH	SET PER CTN	WHT PER CARTON	SUGGESTED LIST PRICE
Half-Moon Shelves, and Sets (Individual Pack)						
6842-31-**-570	2 Shelf Pivot Only	13 1/4" (337 mm) Minimum Opening	Polymer	1	16 lbs.	\$176.20
6842-33-**-570	2 Shelf Pivot Only	16 1/8" (410 mm) Minimum Opening	Polymer	1	19 lbs.	\$189.95
6842-39-**-570	2 Shelf Pivot Only	19 1/4" (489 mm) Minimum Opening	Polymer	1	27 lbs.	\$209.65
6881-31-**-52	Single Shelf Pivot and Slide	13 1/4" (337 mm) Minimum Opening	Polymer	1	12 lbs.	\$156.75
6881-33-**-52	Single Shelf Pivot and Slide	16 1/8" (410 mm) Minimum Opening	Polymer	1	14 lbs.	\$159.50
6881-39-**-52	Single Shelf Pivot and Slide	19 1/4" (489 mm) Minimum Opening	Polymer	1	14 lbs.	\$180.10
6882-31-**-570	2 Shelf Pivot and Slide	13 1/4" (337 mm) Minimum Opening	Polymer	1	24 lbs.	\$262.45
6882-33-**-570	2 Shelf Pivot and Slide	16 1/8" (410 mm) Minimum Opening	Polymer	1	27 lbs.	\$264.05
6882-39-**-570	2 Shelf Pivot and Slide	19 1/4" (489 mm) Minimum Opening	Polymer	1	34 lbs.	\$287.85
Hardware						
6882-1008-04-52	Half Moon Slide Kit (1 Pair)	10 1/2" (267 mm) Extension	Steel	1	5 lbs.	\$47.70

CONTAINS: **6842** (2) shelf supports (6820-07-**-**); (2) positioning bases (6820-95-2); (1) standard bracket (6882-68-2); (1) Euro bracket (6880-68-2); (1) 15 1/8" (403 mm) shaft assy (6882-96-1700-26) – template and installation instructions. **6881** (1) each shelf supports (6820-94-64); (1) each positioning base (6820-95-2); (1) each upper bracket (6881-68); (1) each center shaft (6882-05-0500), also includes all mounting hardware, template and installation instructions. (1) Pair of slides (6800-90-1000) **6882** (2) shelf supports (6820-07-**-**); (2) each positioning base (6820-95-2); (1) standard bracket (6882-68-2); (1) Euro bracket (6880-68-2); (1) 15 1/8" (403 mm) shaft assy (6882-96-1700-26); (2) pair of slides (6800-90-1000) – template and installation instructions.

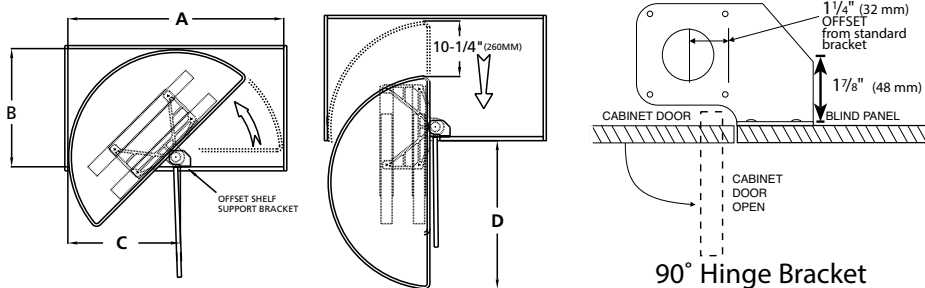
NOTES: Tested to exceed BHMA Class 1 Specifications. ** Available colors: 11 White, 15 Almond US PATENT NO: 4738 495



FRAMED CABINET

DIMENSIONS A, B, AND C ARE MINIMUMS. 31" TRAY SHOWN IN DIAGRAM.

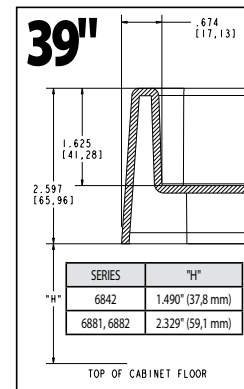
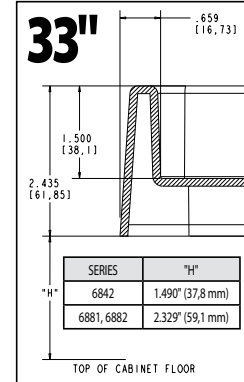
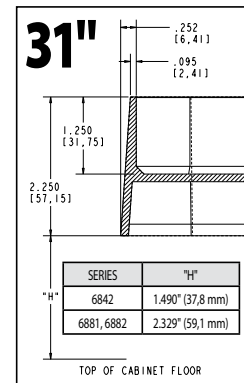
NOM TRAY SIZE	"A"	"B"	"C"	"D"
31" (787 mm)	33 1/16" (856 mm)	21 1/2" (546 mm)	13 1/4" (344 mm)	21 1/16" (535 mm)
33" (838 mm)	34 3/16" (872 mm)	18 9/16" (471 mm)	16 1/8" (410 mm)	24 1/16" (611 mm)
39" (991 mm)	40 1/16" (1033 mm)	21 13/16" (554 mm)	19 1/4" (491 mm)	27 3/8" (695 mm)



FRAMELESS CABINET (EURO)

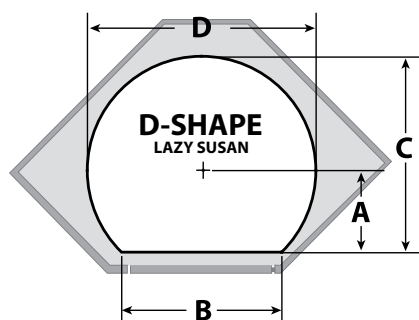
DIMENSIONS A, B, AND C ARE MINIMUMS. 39" TRAY SHOWN IN DIAGRAM.

NOM TRAY SIZE	"A"	"B"	"C"	"D"
31" (787 mm)	32 13/16" (833 mm)	21 1/2" (546 mm)	15" (381 mm)	21 1/16" (535 mm)
33" (838 mm)	33 3/16" (843 mm)	18 9/16" (471 mm)	17 7/16" (443 mm)	24 1/16" (611 mm)
39" (991 mm)	39 7/8" (1013 mm)	21 13/16" (554 mm)	20 3/4" (527 mm)	27 3/8" (695 mm)



SPECIFICATIONS

POLYMER SHELVES

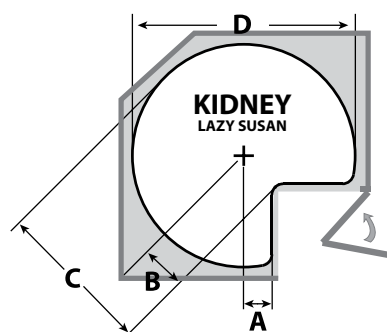
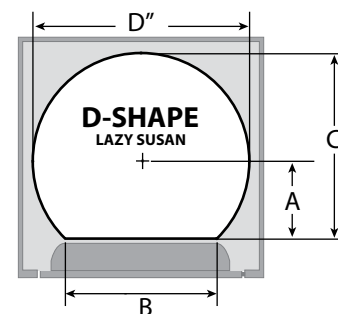


SHELF	MATERIAL	SERIES	A	B	C	D	SHAFT SYSTEM
20" D-SHAPE	POLYMER	6200	8 7/8	9 1/4	19	20 1/8	1" IND.
22" D-SHAPE	POLYMER	6200	7 3/16	16 3/8	18 3/16	22	1" IND.

IND.=INDEPENDENT ROTATING SYSTEM

SHELF	MATERIAL	SERIES	A	B	C	D	SHAFT SYSTEM
20" D-SHAPE	POLYMER	7000	8 7/8	9 1/4	18 7/8	20	3/4" DEP.

DEP.=DEPENDENT ROTATING SYSTEM

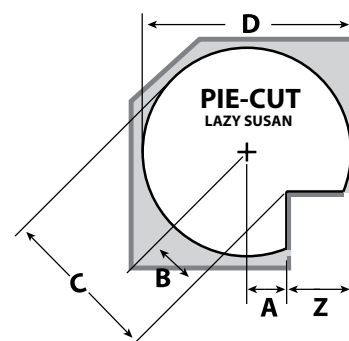


SHELF	MATERIAL	SERIES	A	B	C	D	SHAFT SYSTEM
18" KIDNEY	POLYMER	6471	1 3/4	2 13/16	11 13/16	18	1" IND.
24" KIDNEY	POLYMER	6471	1 1/2	2 3/16	14 3/16	24	1" IND.
28" KIDNEY	POLYMER	6471	3	4 11/16	18 3/8	28	1" IND.
32" KIDNEY	POLYMER	6471	4 1/4	6 7/16	22 7/16	32	1" IND.

IND.=INDEPENDENT ROTATING SYSTEM

SHELF	MATERIAL	SERIES	A	B	C	D	Z	SYSTEM
24" PIE CUT	POLYMER	6942	1 3/8	1 15/16	13 15/16	24	10 9/16 + 1/8 GAP	1" DEP.
28" PIE CUT	POLYMER	6942	3	4 1/4	18 1/4	28	11 + 1/8 GAP	1" DEP.

DEP.=DEPENDENT ROTATING SYSTEM



For custom applications a trial installation is recommended.
Door edge profile, thickness, and gaps all factor in installation.

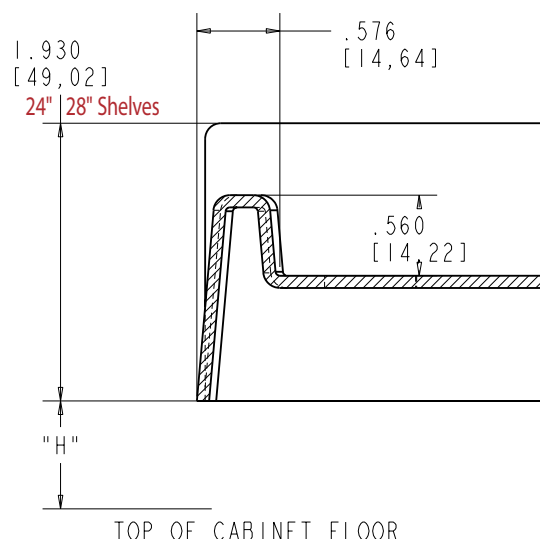
LIP SPECIFICATIONS

PIE-CUT POLYMER SHELVES

Dimensions are for reference only, and may change based on hardware used, etc.

1" SHAFT PIE CUT	"H"
6942-24	.250 / [6, 4mm] *
6942-28	.250 / [6, 4mm] *

6942-24 & 6942-28 CAN SIT FLUSH ON THE TOP OF THE CABINET FLOOR. 1/4" IS RECOMMENDED FOR CLEARANCE.



TOP OF CABINET FLOOR

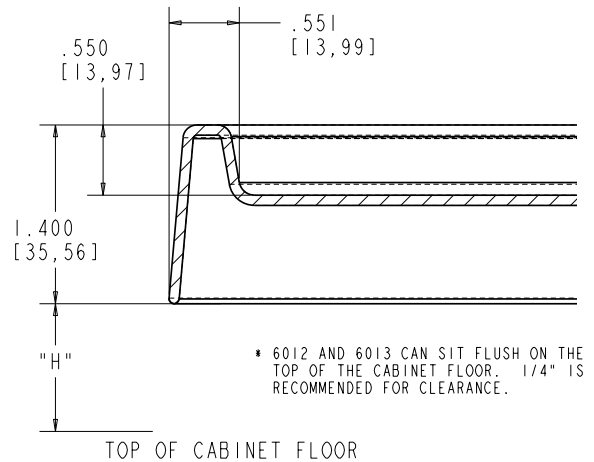
REV-A-SHELF® LAZY SUSANS ARE TESTED TO EXCEED BHMA CLASS 1 SPECIFICATIONS

Dimensions are for reference only, and may change based on hardware used, etc.

WALL SHELVES

FULL CIRCLE	"H"
3072-18	.313 / [7,9mm]
6621-16, 18 & 20	1.301 / [33,0mm]
6072-16, 18 & 20	1.301 / [33,0mm]
6073-18 & 20	1.301 / [33,0mm]
6065-16 & 18	2.281 / [57,9mm]
6012-18 & 20	.250 / [6,4mm] *
6013-18 & 20	.250 / [6,4mm] *

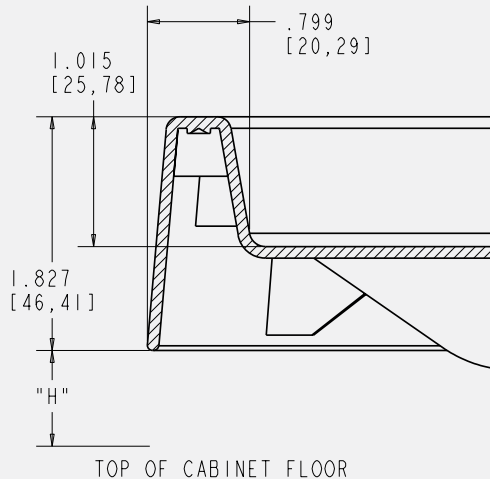
KIDNEY	"H"
6421-18	1.301 / [33,0mm]
6472-18	1.301 / [33,0mm]



BASE SHELVES

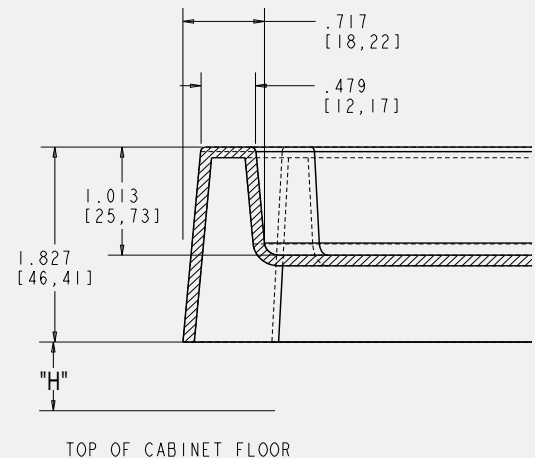
FULL CIRCLE	"H"
3072-24 & 28	1.061 / [26,9mm]
6621-24, 28 & 32	1.239 / [31,4mm]
6072-24, 28 & 32	1.239 / [31,4mm]

KIDNEY	"H"
3472-24, 28 & 32	1.061 / [26,9mm]
6421-24, 28 & 32	1.239 / [31,4mm]
6472-24, 28 & 32	1.239 / [31,4mm]



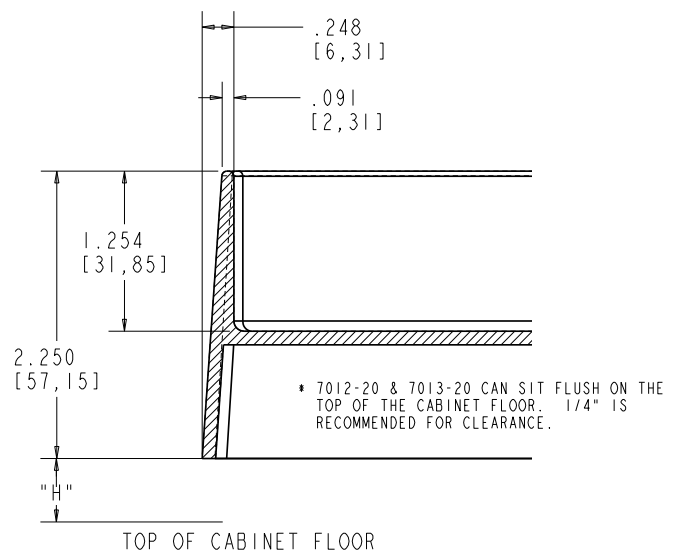
PANTRY SHELVES

22" D SHAPE	"H"
6221-22	1.237 / [31,4mm]
6272-22	1.237 / [31,4mm]
6273-22	1.237 / [31,4mm]
6265-22	2.217 / [56,3mm]



WALL SHELVES

INDEPENDENT ROTATION	
20" D SHAPE	"H"
6221-20	1.512 / [38,4mm]
6272-20	1.512 / [38,4mm]
6273-20	1.512 / [38,4mm]
DEPENDENT ROTATION	
20" D SHAPE	"H"
7012-20	.250 / [6,4mm] *
7013-20	.250 / [6,4mm] *



Wood Classics

A Complete Program!

We've split our Wood Susans into three categories:



4-BW Banded Wood

- Laminated Hardwood Rim
- Doweled (2) Butt Joint
- Almond Polymer Hubs
- Telescoping Shaft
- Steel Bearings



Our most economical tray and hardware.



4WLS Wood Classic

- Solid Rim
- Finger Joint
- Chrome Hubs
- Telescoping Shaft
- Aluminum Bearings



The perfect balance of value and quality!



4-NW Natural Wood

- Steam Bent Rim
- Doweled (2) Butt Joint
- Chrome Hubs
- Telescoping Shaft
- Aluminum Bearings



Furniture-grade construction for those that demand the best!

All of our lazy susans are manufactured using high-quality materials and are backed by a Limited Lifetime Warranty.


We have developed a tiered category system that will allow you to quickly identify which configuration will give you the features you want, with the value you require.

The most complete product line in our industry!


Blended manufacturing with components made in the USA and imported; but always assembled with an experienced workforce in Louisville, Kentucky.


All wood products CARB Compliant, PHASE II

		Banded	Wood Classic	Natural
Full Circle				
	10"		•	
	18"	•	•	•
	20"	•	•	
	22"		•	
	24"	•		•
	28"	•	•	•
	32"	•	•	•

		Banded	Wood Classic	Natural
Kidney				
	18"			•
	24"	•	•	
	28"	•	•	•
	32"	•	•	•

		Banded	Wood Classic	Natural
Pie-Cut				
	24"		•	
	28"	•	•	•
	32"		•	

		Banded	Wood Classic	Natural
D-Shape				
	20"	•	•	•
	22"		•	
	28"	•		•
	31"		•	
	32"	•		•

		Banded	Wood Classic	Natural
Half Moon				
	32"		•	•
	35"		•	•
	38"		•	•


	Banded	Wood Classic	Natural
Mounting Hardware:			
Telescoping Post		•	•
Twist'n Lock Shaft	•		
Bottom Mount	•	•	•
HD Bottom Mount		•	•
Steel Bearing	•		
Aluminum Bearing		•	•

	Banded	Wood Classic	Natural
Shelf Support Hardware:			
Metal/Die Components		•	•
Polymer Components	•		

	Banded	Wood Classic	Natural
Hub:			
Polymer Hub	•		
Chrome Hub		•	•

	Banded	Wood Classic	Natural
Tray Rim:			
Doweled Butt Joint Rim	•		•
Finger Joint Rim		•	
Tall Rim Option			•
Chrome Fence Option		•	

	Banded	Wood Classic	Natural
For more information see page:			
Part Numbers and Price	286	292	300
Specifications	288	295	301

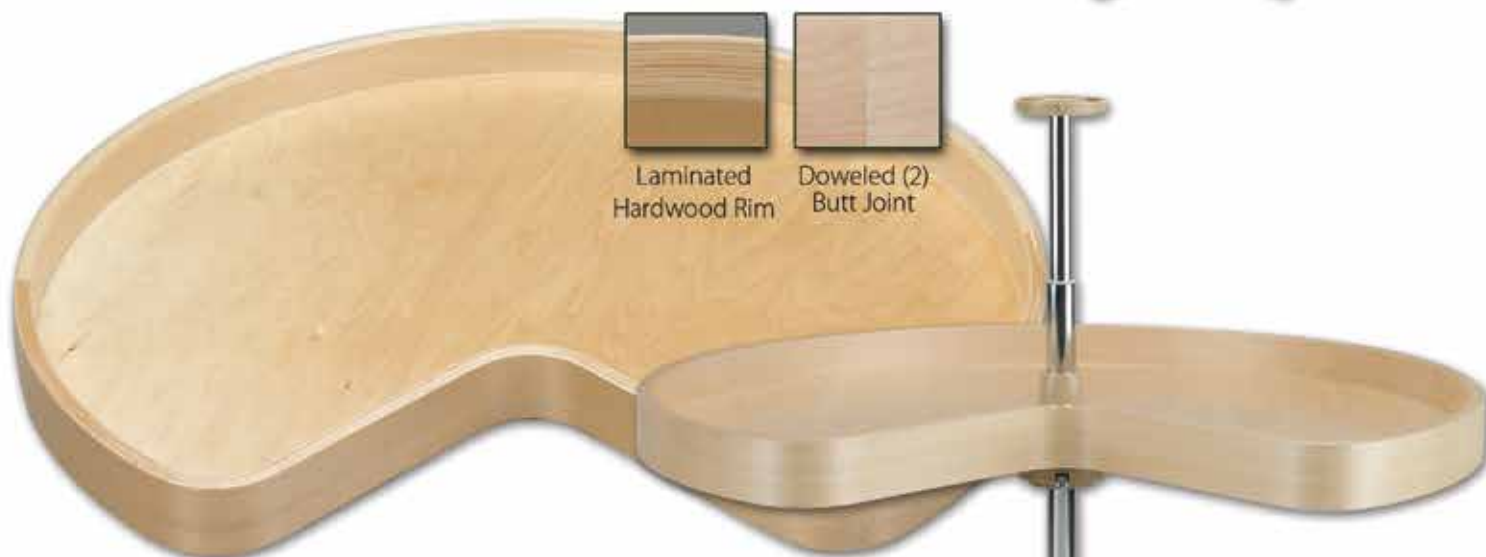


WEIGHT CAPACITY

These Rev-A-Shelf Lazy Susans are tested to exceed BHMA Class 1 specs: 20 lbs. per square foot at 75K cycles (120° rotation)



Banded Wood




Feature:

- 2" Banded Wood Rim
- Doweled (2) Butt Joint
- 5/8" Thick Maple Tray Bottom
- Almond Hardware
- Steel Bearings



Shipping Clips
Included on
Bottom Mounts!



Tray Configurations:



Full-Circle



D-Shape



Kidney Shape

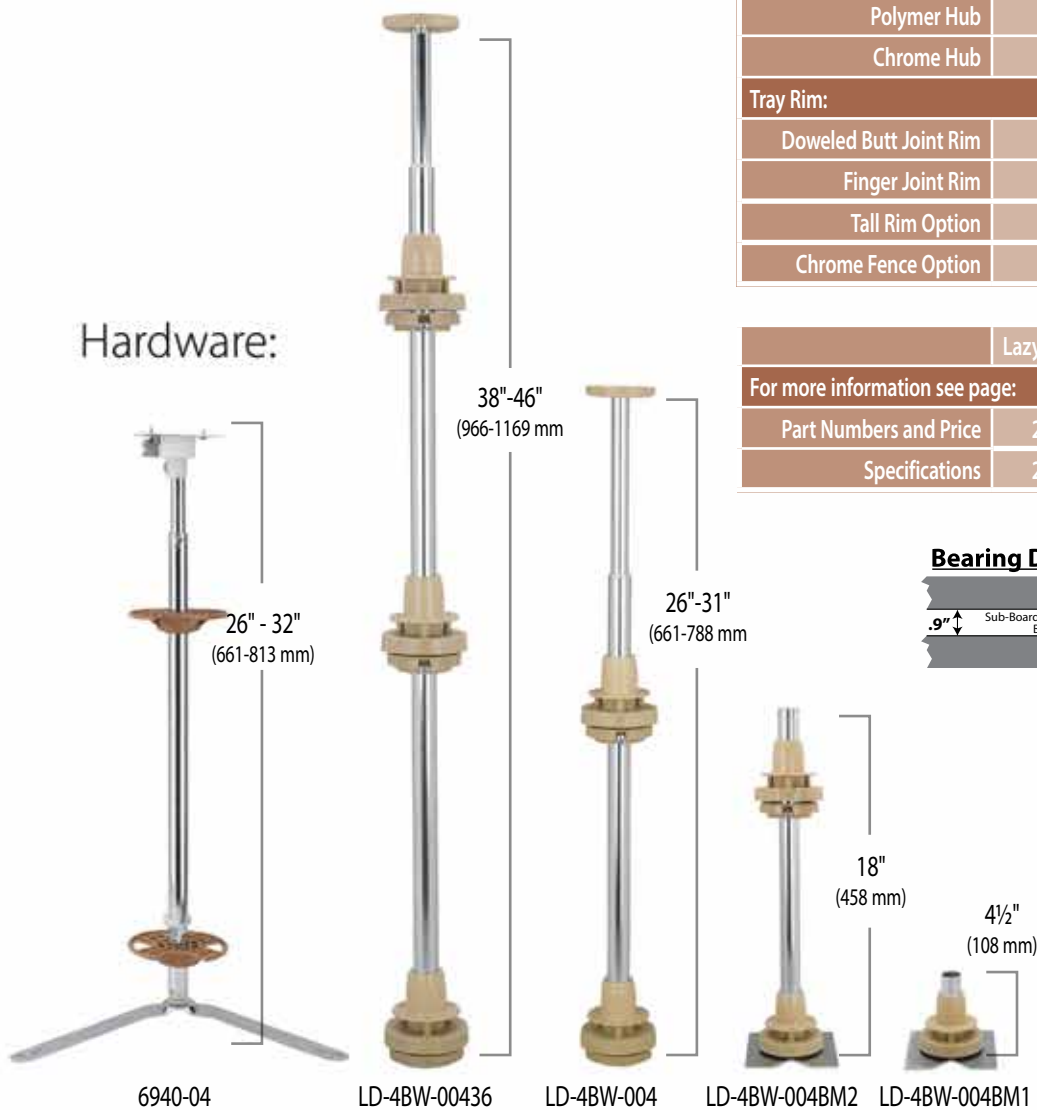


Pie-Cut



Polymer Shelf Support

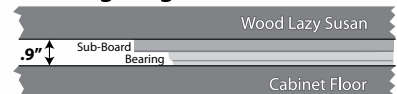
Hardware:



	Banded	Wood Classic	Natural
Mounting Hardware:			
Telescoping Post		•	•
Twist 'n Lock Shaft	•		
Bottom Mount	•	•	•
HD Bottom Mount		•	•
Steel Bearing	•		
Aluminum Bearing		•	•
Shelf Support Hardware:			
Metal/Die Components		•	•
Polymer Components	•		
Hub:			
Polymer Hub	•		
Chrome Hub		•	•
Tray Rim:			
Doweled Butt Joint Rim	•		•
Finger Joint Rim		•	
Tall Rim Option			•
Chrome Fence Option		•	

	Lazy Daisy	Wood Classic	Natural
For more information see page:			
Part Numbers and Price	286	292	300
Specifications	288	295	301

Bearing Diagram



4SB-10
4SB-7

FULL CIRCLE SHELF



PRODUCT #	DESCRIPTION	PRODUCT DIMENSIONS	FINISH	SET PER CTN	WHT PER CARTON	SUGGESTED LIST PRICE
Lazy Daisy Banded Wood Full Circle with Steel Bearings (Individual Pack)						
LD-4BW-001-18SB-1	Single Shelf Set w/7" Steel Bearing	18" (458 mm) Diameter	Wood	1	6 lbs.	\$61.75
LD-4BW-001-20SB-1	Single Shelf Set w/7" Steel Bearing	20" (508 mm) Diameter	Wood	1	7 lbs.	\$63.80
LD-4BW-001-24SB-1	Single Shelf Set w/10" Steel Bearing	24" (610 mm) Diameter	Wood	1	9 lbs.	\$81.35
LD-4BW-001-28SB-1	Single Shelf Set w/10" Steel Bearing	28" (712 mm) Diameter	Wood	1	15 lbs.	\$89.75
LD-4BW-001-32SB-1	Single Shelf Set w/10" Steel Bearing	32" (813 mm) Diameter	Wood	1	18 lbs.	\$107.60
Lazy Daisy Banded Wood Full Circle Two Tray Sets (Individual Pack)						
LD-4BW-062-18-1	2 Shelf Set w/26"-31" Telescoping Shaft	18" (458 mm) Diameter	Wood	1	11 lbs.	\$142.40
LD-4BW-062-20-1	2 Shelf Set w/26"-31" Telescoping Shaft	20" (508 mm) Diameter	Wood	1	15 lbs.	\$146.00
LD-4BW-062-24-1	2 Shelf Set w/26"-31" Telescoping Shaft	24" (610 mm) Diameter	Wood	1	20 lbs.	\$173.40
LD-4BW-062-28-1	2 Shelf Set w/26"-31" Telescoping Shaft	28" (712 mm) Diameter	Wood	1	25 lbs.	\$196.90
LD-4BW-062-32-1	2 Shelf Set w/26"-31" Telescoping Shaft	32" (813 mm) Diameter	Wood	1	28 lbs.	\$232.60
Lazy Daisy Banded Wood Full Circle Three Tray Sets (Individual Pack)						
LD-4BW-063-1836-1	3 Shelf Set w/38"-46" Telescoping Shaft	18" (458 mm) Diameter	Wood	1	22 lbs.	\$224.05
LD-4BW-063-2036-1	3 Shelf Set w/38"-46" Telescoping Shaft	20" (508 mm) Diameter	Wood	1	24 lbs.	\$229.70

*Note: Non-drilled trays without bearings are available, remove "SB" from part number.

FULL CIRCLE SHELF BULK



PRODUCT #	DESCRIPTION	PRODUCT DIMENSIONS	FINISH	SET PER CTN	WHT PER CARTON	SUGGESTED LIST PRICE
Lazy Daisy Banded Wood Full Circle with Steel Bearings (Bulk Pack)						
LD-4BW-001-18SB-8	Single Shelf Set w/7" Steel Bearing	18" (458 mm) Diameter	Wood	8	48 lbs.	\$ 50.90 ea.
LD-4BW-001-20SB-8	Single Shelf Set w/7" Steel Bearing	20" (508 mm) Diameter	Wood	8	56 lbs.	\$51.05 ea.
LD-4BW-001-24SB-8	Single Shelf Set w/10" Steel Bearing	24" (610 mm) Diameter	Wood	8	72 lbs.	\$71.35 ea.
LD-4BW-001-28SB-8	Single Shelf Set w/10" Steel Bearing	28" (712 mm) Diameter	Wood	8	88 lbs.	\$82.50 ea.
LD-4BW-001-32SB-8	Single Shelf Set w/10" Steel Bearing	32" (813 mm) Diameter	Wood	8	100 lbs.	\$85.55 ea.
Lazy Daisy Banded Wood Full Circle Drilled Trays Only (Bulk Pack)						
LD-4BW-041-18-8	Shelves Only Drilled	18" (458 mm) Diameter	Wood	8	38 lbs.	\$43.80 ea.
LD-4BW-041-20-8	Shelves Only Drilled	20" (508 mm) Diameter	Wood	8	46 lbs.	\$45.40 ea.
LD-4BW-041-24-8	Shelves Only Drilled	24" (610 mm) Diameter	Wood	8	62 lbs.	\$55.95 ea.
LD-4BW-041-28-8	Shelves Only Drilled	28" (712 mm) Diameter	Wood	8	78 lbs.	\$65.55 ea.
LD-4BW-041-32-8	Shelves Only Drilled	32" (813 mm) Diameter	Wood	8	90 lbs.	\$79.45 ea.
Hardware (Bulk Pack)						
LD-4BW-004-10	LD Hdw for Banded Wood Full Circle w/26"-31" Telescoping Shaft		Zinc/Almond	10	25 lbs.	\$24.95 ea.
LD-4BW-00436-4	LD Hdw for Banded Wood Full Circle 3 Tray Set w/38"-46" Telescoping Shaft		Zinc/Almond	4	14 lbs.	\$45.55 ea.
LD-4BW-004-4	LD Hdw for Banded Wood Full Circle w/26"-31" Telescoping Shaft		Zinc/Almond	4	11 lbs.	\$27.55 ea.
LD-4BW-004BM1-8	LD Hdw for Banded Wood Full Circle Sgl Btm Mt 8 Per		Zinc/Almond	8	11 lbs.	\$16.25 ea.
LD-4BW-004BM2-4	LD Hdw for Banded Wood Full Circle Dbl Btm Mt 4 Per		Zinc/Almond	4	9 lbs.	\$22.05 ea.

PIE-CUT SHELF AND BULK



(Attaches to the cabinet door)

PRODUCT #	DESCRIPTION	PRODUCT DIMENSIONS	FINISH	SET PER CTN	WHT PER CARTON	SUGGESTED LIST PRICE
Lazy Daisy Banded Wood Pie-Cut Two Tray Set (Individual Pack)						
LD-4BW-942-28-1	2 Shelf Set	28" (712 mm) Diameter	Wood	1	27 lbs.	\$235.50
Lazy Daisy Banded Wood Pie-Cut Drilled Trays Only (Bulk Pack)						
LD-4BW-941-28-8	Shelves Only Drilled	28" (712 mm) Diameter	Wood	8	70 lbs.	\$87.00 ea.
Lazy Daisy Banded Wood Pie-Cut Hardware (Bulk Pack)						
6940-04-28P-4	Hardware Set with Polymer Shelf Supports		Bright Zinc/Chrome	6	5 lbs.	\$59.00 ea.

D-SHAPE SHELF



PRODUCT #	DESCRIPTION	PRODUCT DIMENSIONS	FINISH	SET PER CTN	WHT PER CARTON	SUGGESTED LIST PRICE
Lazy Daisy Banded Wood D-Shape with Steel Bearings (Individual Pack)						
LD-4BW-201-20SBS-1	Single Shelf Set w/7" Steel Bearing	20" (508 mm) Diameter	Wood	1	8 lbs.	\$63.80
LD-4BW-201-28SBS-1	Single Shelf Set w/7" Steel Bearing	28" (712 mm) Diameter	Wood	1	15 lbs.	\$89.75
LD-4BW-201-32SBS-1	Single Shelf Set w/10" Steel Bearing	32" (813 mm) Diameter	Wood	1	18 lbs.	\$107.60
Lazy Daisy Banded Wood D-Shape Two Tray Sets (Individual Pack)						
LD-4BW-262-20-1	2 Shelf Set w/26"-31" Telescoping Shaft	20" (508 mm) Diameter	Wood	1	15 lbs.	\$146.00
LD-4BW-262-28-1	2 Shelf Set w/26"-31" Telescoping Shaft	28" (712 mm) Diameter	Wood	1	25 lbs.	\$196.90
LD-4BW-262-32-1	2 Shelf Set w/26"-31" Telescoping Shaft	32" (813 mm) Diameter	Wood	1	28 lbs.	\$232.60
Lazy Daisy Banded Wood D-Shape Three Tray Set (Individual Pack)						
LD-4BW-263-2036-1	3 Shelf Set w/38"-46" Telescoping Shaft	20" (508 mm) Diameter	Wood	1	22 lbs.	\$229.70

*Note: Non-drilled trays without bearings are available, remove "SBS" from part number.

D-SHAPE SHELF BULK



PRODUCT #	DESCRIPTION	PRODUCT DIMENSIONS	FINISH	SET PER CTN	WHT PER CARTON	SUGGESTED LIST PRICE
Lazy Daisy Banded Wood D-Shape with Steel Bearings (Bulk Pack)						
LD-4BW-201-20SBS-8	Single Shelf Set w/7" Steel Bearing	20" (508 mm) Diameter	Wood	8	56 lbs.	\$58.75 ea.
LD-4BW-201-28SBS-8	Single Shelf Set w/7" Steel Bearing	28" (712 mm) Diameter	Wood	8	88 lbs.	\$82.50 ea.
LD-4BW-201-32SBS-8	Single Shelf Set w/10" Steel Bearing	32" (813 mm) Diameter	Wood	8	120 lbs.	\$98.45 ea.
Lazy Daisy Banded Wood D-Shape Drilled Trays Only (Bulk Pack)						
LD-4BW-241-20-8	Shelves Only Drilled	20" (508 mm) Diameter	Wood	8	46 lbs.	\$45.40 ea.
LD-4BW-241-28-8	Shelves Only Drilled	28" (712 mm) Diameter	Wood	8	78 lbs.	\$65.55 ea.
LD-4BW-241-32-8	Shelves Only Drilled	32" (813 mm) Diameter	Wood	8	110 lbs.	\$79.45 ea.
Lazy Daisy Banded Wood Hardware (Bulk Pack)						
LD-4BW-20436-4	LD Hdw for Banded Wood D Shape 3 Tray w/38"-46" Telescoping Shaft		Zinc/Almond	4	14 lbs.	\$45.55 ea.
LD-4BW-204-4	LD Hdw for Banded Wood D Shape w/26"-31" Telescoping Shaft		Zinc/Almond	4	11 lbs.	\$27.55 ea.
LD-4BW-204BM1-8	LD Hdw for Banded Wood D Shape Sgl Btm Mt 8 Per		Zinc/Almond	8	11 lbs.	\$16.25 ea.
LD-4BW-204BM2-4	LD Hdw for Banded Wood D Shape Dbl Btm Mt 4 Per		Zinc/Almond	4	9 lbs.	\$22.05 ea.

*Note: Non-drilled trays without bearings are available, remove "SBS" from part number.

KIDNEY SHAPE SHELF



PRODUCT #	DESCRIPTION	PRODUCT DIMENSIONS	FINISH	SET PER CTN	WHT PER CARTON	SUGGESTED LIST PRICE
Lazy Daisy Banded Wood Kidney Shape with Steel Bearings (Individual Pack)						
LD-4BW-401-28SBS-1	Single Shelf Set w/10" Steel Bearing	28" (712 mm) Diameter	Wood	1	10 lbs.	\$98.30
LD-4BW-401-32SBS-1	Single Shelf Set w/10" Steel Bearing	32" (813 mm) Diameter	Wood	1	14 lbs.	\$115.55
Lazy Daisy Banded Wood Kidney Shape Two Tray Set (Individual Pack)						
LD-4BW-472-24-1	2 Shelf Set w/26"-31" Telescoping Shaft	24" (610 mm) Diameter	Wood	1	18 lbs.	\$173.40
LD-4BW-472-28-1	2 Shelf Set w/26"-31" Telescoping Shaft	28" (712 mm) Diameter	Wood	1	26 lbs.	\$196.90
LD-4BW-472-32-1	2 Shelf Set w/26"-31" Telescoping Shaft	32" (813 mm) Diameter	Wood	1	30 lbs.	\$232.60

*Note: Non-drilled trays without bearings are available, remove "SBS" from part number.

KIDNEY SHAPE SHELF BULK



PRODUCT #	DESCRIPTION	PRODUCT DIMENSIONS	FINISH	SET PER CTN	WHT PER CARTON	SUGGESTED LIST PRICE
Lazy Daisy Banded Wood Kidney Shape with Steel Bearings (Bulk Pack)						
LD-4BW-401-28SBS-8	Single Shelf Set w/10" Steel Bearing	28" (712 mm) Diameter	Wood	8	80 lbs.	\$78.45 ea.
LD-4BW-401-32SBS-8	Single Shelf Set w/10" Steel Bearing	32" (813 mm) Diameter	Wood	8	96 lbs.	\$92.20 ea.
Lazy Daisy Banded Wood Kidney Shape Drilled Trays Only (Bulk Pack)						
LD-4BW-441-24-8	Shelves Only Drilled	24" (610 mm) Diameter	Wood	8	54 lbs.	\$56.10 ea.
LD-4BW-441-28-8	Shelves Only Drilled	28" (712 mm) Diameter	Wood	8	70 lbs.	\$64.80 ea.
LD-4BW-441-32-8	Shelves Only Drilled	32" (813 mm) Diameter	Wood	8	86 lbs.	\$78.45 ea.

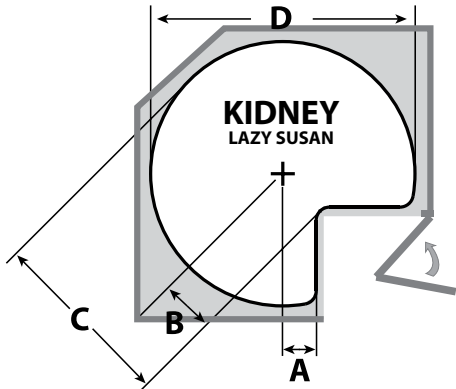
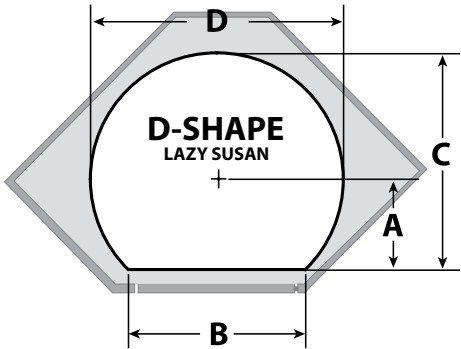
*Note: Non-drilled trays without bearings are available, remove "SBS" from part number.

SPECIFICATIONS

BANDED WOOD SHELVES

SHELF	MATERIAL	SERIES	A	B	C	D	SHAFT SYSTEM
20" D-SHAPE	WOOD	LD-4BW	8 ⁷ / ₈ "	6 ⁷ / ₈ "	18 ¹ / ₂ "	19 ¹ / ₂ "	1" IND.
28" D-SHAPE	WOOD	LD-4BW	11 ⁵ / ₈ "	13 ¹ / ₄ "	25 ¹ / ₂ "	27 ³ / ₄ "	1" IND.
32" D-SHAPE	WOOD	LD-4BW	13 ⁷ / ₈ "	13 ⁷ / ₈ "	29 ³ / ₄ "	31 ³ / ₄ "	1" IND.

IND.=INDEPENDENT ROTATING SYSTEM



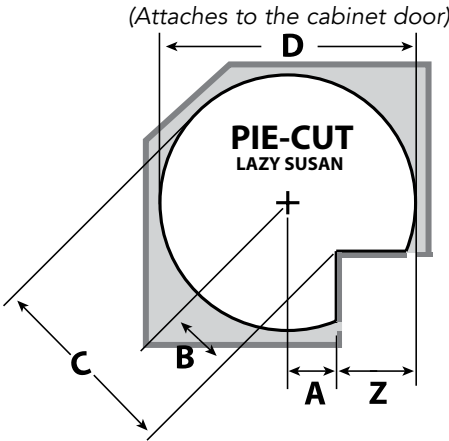
SHELF	MATERIAL	SERIES	A	B	C	D	SHAFT SYSTEM
24" KIDNEY	WOOD	LD-4BW	1 ¹ / ₂ "	2 ³ / ₈ "	14 ³ / ₈ "	24"	1" IND.
28" KIDNEY	WOOD	LD-4BW	2 ⁷ / ₈ "	4 ³ / ₈ "	18 ¹ / ₄ "	27 ³ / ₄ "	1" IND.
32" KIDNEY	WOOD	LD-4BW	4"	6"	21 ⁷ / ₈ "	31 ³ / ₄ "	1" IND.

IND.=INDEPENDENT ROTATING SYSTEM

SHELF	MATERIAL	SERIES	A	B	C	D	Z	SYSTEM
28" PIE CUT	WOOD	LD-4BW	3"	4 ¹ / ₄ "	18 ¹ / ₈ "	27 ³ / ₄ "	10 ⁷ / ₈ " + ¹ / ₈ " GAP	1" DEP.

DEP.=DEPENDENT ROTATING SYSTEM

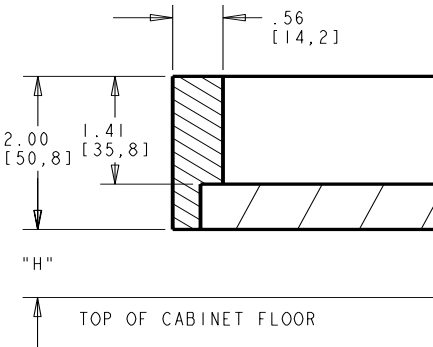
For custom applications a trial installation is recommended.
Door edge profile, thickness, and gaps all factor in installation.



LIP SPECIFICATIONS

BANDED WOOD SHELVES

HARDWARE	TRAY SHAPE	"H"
STEEL BEARING	FC, KIDNEY, AND D-SHAPE	.89" [22.6MM]
TELESCOPIC POST	FULL CIRCLE	1.42" [36.1MM]
TELESCOPIC POST	KIDNEY AND D-SHAPE	1.18" [30.0MM]
TELESCOPIC POST	PIE CUT	1.90" [48.2MM]



▶▶▶ Lazy Susan Light Kit



Everything you need to light up your corner or base cabinet in one easy kit!

- 23" Angled Elli® LED Linear Light
- Door Sensor
- Plug-In Power Supply
 - 6W
 - Includes Easy Snap Block
- Wire Management Clips

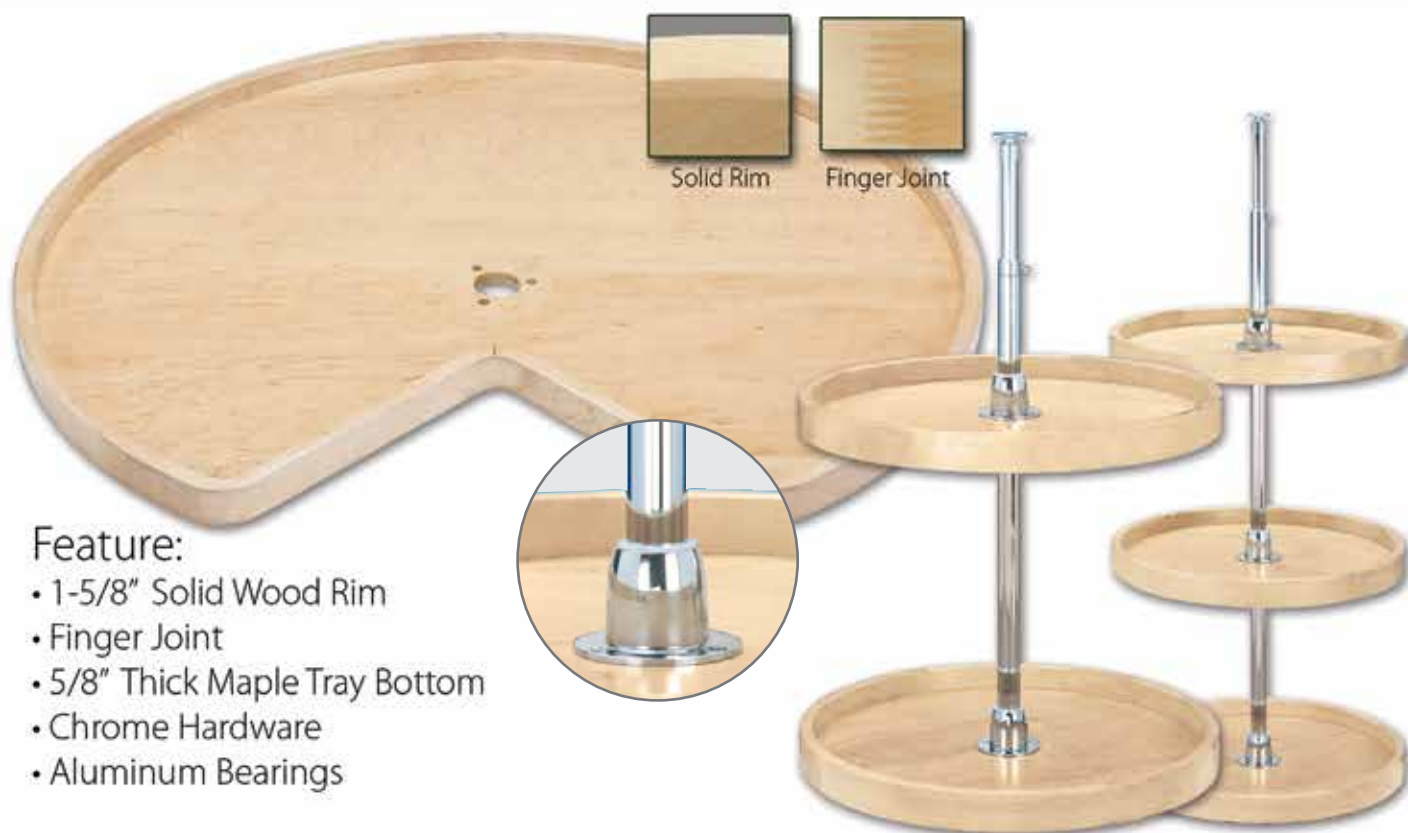


Lazy Susan Lighting Kit

Part #	Description	Suggested List
L-LED-LSKA1-1	Lazy Susan Light Kit	\$203.00

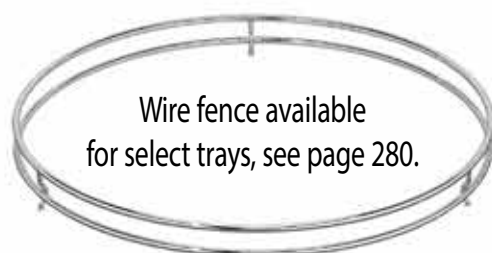


Wood Classic



Feature:

- 1-5/8" Solid Wood Rim
- Finger Joint
- 5/8" Thick Maple Tray Bottom
- Chrome Hardware
- Aluminum Bearings



Wire fence available
for select trays, see page 280.



Tray Configurations:



Full-Circle

10", 18", 20",
22", 28", 32"



D-Shape

20", 22", 32"



Kidney Shape

24", 28", 32"



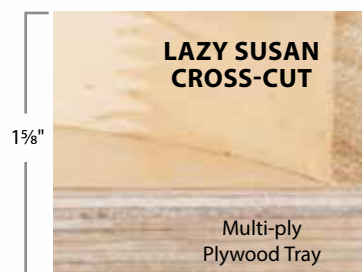
Pie-Cut

24", 28", 32"




Half-Moon

32", 35", 38"



Bearing Diagram



	Banded	Wood Classic	Natural
Mounting Hardware:			
Telescoping Post		•	•
Twist 'n Lock Shaft	•		
Bottom Mount	•	•	•
HD Bottom Mount		•	•
Steel Bearing	•		
Aluminum Bearing		•	•
Shelf Support Hardware:			
Metal/Die Components		•	•
Polymer Components	•		
Hub:			
Polymer Hub	•		
Chrome Hub		•	•
Tray Rim:			
Doweled Butt Joint Rim	•		•
Finger Joint Rim		•	
Tall Rim Option			•
Chrome Fence Option		•	

	Banded	Wood Classic	Natural
For more information see page:			
Part Numbers and Price	286	2292	300
Specifications	288	295	301

Hardware:

Longer shafts for
custom applications
also available.



6942-04-28



6265-04-52




4WLS6073-04-436



4WLS6272-04



4WLS6072-04



17 7/8"
(454 mm)



4BM1-04

4 11/16"
(119 mm)



4BM1-18

FULL CIRCLE SHELF



PRODUCT #	DESCRIPTION	PRODUCT DIMENSIONS	FINISH	SET PER CTN	WHT PER CARTON	SUGGESTED LIST PRICE
Wood Full-Circle Shelves (Individual Pack)						
4WLS001-18-52	Shelf NOT Drilled	18" (457 mm) Diameter	Wood	1	5 lbs.	\$79.15
4WLS001-20-52	Shelf NOT Drilled	20" (508 mm) Diameter	Wood	1	8 lbs.	\$90.20
4WLS001-28-52	Shelf NOT Drilled	28" (712 mm) Diameter	Wood	1	11 lbs.	\$128.05
4WLS001-32-52	Shelf NOT Drilled	32" (813 mm) Diameter	Wood	1	17 lbs.	\$142.40
Wood Full-Circle Shelf Sets (Individual Pack)						
4WLS001-10-B52	7" Swivel bearing attached to shelf	10" (254 mm) Diameter	Wood	1	3 lbs.	\$63.50
4WLS001-18-B52	7" Swivel bearing attached to shelf	18" (457 mm) Diameter	Wood	1	6 lbs.	\$88.30
4WLS001-20-B52	7" Swivel bearing attached to shelf	20" (508 mm) Diameter	Wood	1	7 lbs.	\$99.05
4WLS001-28-B52	10" Swivel bearing attached to shelf	28" (712 mm) Diameter	Wood	1	15 lbs.	\$135.70
4WLS001-32-B52	10" Swivel bearing attached to shelf	32" (813 mm) Diameter	Wood	1	18 lbs.	\$145.85
4WLS072-18-52	2 Shelf Set	18" (457 mm) Diameter	Wood	1	11 lbs.	\$205.75
4WLS072-20-52	2 Shelf Set	20" (508 mm) Diameter	Wood	1	15 lbs.	\$228.40
4WLS072-22-52	2 Shelf Set	22" (559 mm) Diameter	Wood	1	16.5 lbs.	\$261.00
4WLS072-28-52	2 Shelf Set	28" (712 mm) Diameter	Wood	1	25 lbs.	\$303.05
4WLS072-32-52	2 Shelf Set	32" (813 mm) Diameter	Wood	1	28 lbs.	\$339.45
4WLS073-18-536	3 Shelf Set w/Longer Post	18" (457 mm) Diameter	Wood	1	22 lbs.	\$282.60
4WLS073-20-536	3 Shelf Set w/Longer Post	20" (508 mm) Diameter	Wood	1	25 lbs.	\$286.40

CONTAINS: 4WLS072 (2) shelves, telescoping shaft 9/4" (235 mm) upper & 22 1/2" (572 mm) lower shaft assembly to accommodate 26"-32" (660-813 mm) Inner Cabinet Height, mounting hardware—complete with screws. 1" (26 mm) diameter shaft system

4WLS073-536 denotes telescoping shaft 9/4" (235 mm) upper & 36" (915 mm) lower assembly for 38"-46" (889-1092 mm) Inner Cabinet Height wall cabinets, (3) shelves, top & bottom pivots & fasteners.

NOTE: Positioning base without wheels 6260-77-2 mounts on base of cabinet. Tested to exceed BHMA Class 1 Specifications.

FULL CIRCLE SHELF BULK



PRODUCT #	DESCRIPTION	PRODUCT DIMENSIONS	FINISH	SET PER CTN	WHT PER CARTON	SUGGESTED LIST PRICE
Wood Full-Circle Shelves (Bulk Pack)						
4WLS001-18-8	Shelves Only NOT Drilled	18" (457 mm) Diameter	Wood	8	34 lbs.	\$55.25 ea.
4WLS001-20-8	Shelves Only NOT Drilled	20" (508 mm) Diameter	Wood	8	42 lbs.	\$66.10 ea.
4WLS001-22-8	Shelves Only NOT Drilled	22" (508 mm) Diameter	Wood	8	48 lbs.	\$103.70 ea.
4WLS001-28-8	Shelves Only NOT Drilled	28" (712 mm) Diameter	Wood	8	66 lbs.	\$102.65 ea.
4WLS001-32-8	Shelves Only NOT Drilled	32" (813 mm) Diameter	Wood	8	99 lbs.	\$112.40 ea.
4WLS041-18-8	Shelves Only Drilled for RAS Hardware	18" (457 mm) Diameter	Wood	8	34 lbs.	\$58.75 ea.
4WLS041-20-8	Shelves Only Drilled for RAS Hardware	20" (508 mm) Diameter	Wood	8	42 lbs.	\$69.60 ea.
4WLS041-28-8	Shelves Only Drilled for RAS Hardware	28" (712 mm) Diameter	Wood	8	66 lbs.	\$106.30 ea.
4WLS041-32-8	Shelves Only Drilled for RAS Hardware	32" (813 mm) Diameter	Wood	8	99 lbs.	\$116.15 ea.

FULL CIRCLE HARDWARE



PRODUCT #	DESCRIPTION	PRODUCT DIMENSIONS	FINISH	SET PER CTN	WHT PER CARTON	SUGGESTED LIST PRICE
Hardware						
4WLS6072-04-4	Post and Pivot Hardware for Full Circle Shelves	26"-32" (661-813 mm)	Chrome	4	12 lbs.	\$62.50 ea.
4WLS6073-04-436	Post and Pivot Hardware for 3-Shelf Shelves	38"-46" (965-1169 mm)	Chrome	4	12 lbs.	\$90.50 ea.
4B-7-8	Lazy Susan Bearing	7" (178 mm) Diameter Swivel	Aluminum	8	16 lbs.	\$25.10 ea.
4B-10-8	Lazy Susan Bearing	10" (254 mm) Diameter Swivel	Aluminum	8	24 lbs.	\$25.80 ea.

NOTE: Bulk shelves (4WLS041) and hardware sold separately. Telescoping shaft assemblies accommodate 26"-32" (660-813 mm) or 38"-46" (965-1169 mm) Inner Cabinet Height, 1" (26 mm) diameter shaft system. **Bulk pack available with 4B Series attached (Special Order)!** 4B Load Rating: Furniture grade - meets all standards of testing for 20 lbs./sq. ft. Tested to exceed BHMA Class 1 Specifications. Other hardware/shelf configurations available, by special order, contact our customer service specialists for information.

D-SHAPE SHELF



PRODUCT #	DESCRIPTION	PRODUCT DIMENSIONS	FINISH	SET PER CTN	WHT PER CARTON	SUGGESTED LIST PRICE
Wood D-Shape Shelves (Individual Pack)						
4WLS201-20-52	Shelf NOT Drilled	20" (508 mm) Diameter	Wood	1	8 lbs.	\$97.15
4WLS201-31-52	Shelf NOT Drilled	31" (787 mm) Diameter	Wood	1	17 lbs.	\$145.85
4WLS201-20-BS52	Swivel bearing w/stop attached to shelf	20" (508 mm) Diameter	Wood	1	10 lbs.	\$115.00
4WLS201-22-BS52	Swivel bearing w/stop attached to shelf	22" (559 mm) Diameter	Wood	1	9 lbs.	\$123.85
4WLS201-31-BS52	Swivel bearing w/stop attached to shelf	31" (787 mm) Diameter	Wood	1	17 lbs.	\$165.30
Wood D-Shape 2 Shelf Sets (Individual Pack)						
4WLS272-20-52	2 Shelf Set	20" (508 mm) Diameter	Wood	1	15 lbs.	\$253.05
4WLS272-22-52	2 Shelf Set	22" (559 mm) Diameter	Wood	1	13 lbs.	\$261.00
4WLS272-31-52	2 Shelf Set	31" (787 mm) Diameter	Wood	1	34 lbs.	\$362.50
Wood D-Shape 3 Shelf Sets (Individual Pack)						
4WLS273-20-536	3 Shelf Set w/Longer Post	20" (508 mm) Diameter	Wood	1	22 lbs.	\$295.35

CONTAINS: 4WLS272 (2) shelves, telescoping shaft 9 1/4" (235 mm) upper & 22 1/2" (572 mm) lower shaft assembly to accommodate 26"-32" (660-813 mm) Inner Cabinet Height, mounting hardware—complete with screws. 1" (26 mm) diameter shaft system

4WLS273-20-536 denotes telescoping shaft 9 1/4" (235 mm) upper & 36" (915 mm) lower shaft assembly for 38"-46" (965-1169 mm) Inner Cabinet Height wall cabinets, (3) shelves, top & bottom pivots & fasteners.

NOTE: Bulk shelves (4WLS241) and hardware sold separately. Telescoping shaft assembly accommodates 26"-32" (660-813 mm) Inner Cabinet Height 1" (26 mm) diameter shaft system

Bulk pack available with 4BS Series attached (Special Order)! Tested to exceed BHMA Class 1 Specifications.

D-SHAPE SHELF BULK



PRODUCT #	DESCRIPTION	PRODUCT DIMENSIONS	FINISH	SET PER CTN	WHT PER CARTON	SUGGESTED LIST PRICE
Wood D-Shaped Shelves and Bearing (Bulk Pack)						
4WLS201-20-8	Shelves NOT Drilled for RAS Hardware	20" (508 mm) Diameter	Wood	8	40 lbs.	\$73.35 ea
4WLS201-31-8	Shelves NOT Drilled for RAS Hardware	31" (787 mm) Diameter	Wood	8	99 lbs.	\$116.15 ea
4WLS201-20-BS8	7" Swivel bearing w/stop attached to shelf	20" (508 mm) Diameter	Wood	8	44 lbs.	\$101.95 ea.
4WLS201-22-BS8	10" Swivel bearing w/stop attached to shelf	22" (559 mm) Diameter	Wood	8	70 lbs.	\$120.95 ea.
4WLS201-31-BS8	10" Swivel bearing w/stop attached to shelf	31" (787 mm) Diameter	Wood	8	114 lbs.	\$152.25 ea.
4WLS241-20-8	Shelves Only Drilled for RAS Hardware	20" (508 mm) Diameter	Wood	8	40 lbs.	\$76.85 ea.
4WLS241-31-8	Shelves Only Drilled for RAS Hardware	31" (787 mm) Diameter	Wood	8	99 lbs.	\$119.75 ea.

CONTAINS: 4WLS272 (2) shelves, telescoping shaft 9 1/4" (235 mm) upper & 22 1/2" (572 mm) lower shaft assembly to accommodate 26"-32" (660-813 mm) Inner Cabinet Height, mounting hardware—complete with screws. 1" (26 mm) diameter shaft system

NOTE: Bulk shelves (4WLS241) and hardware sold separately. Telescoping shaft assembly accommodates 26"-32" (660-813 mm) Inner Cabinet Height 1" (26 mm) diameter shaft system

Bulk pack available with 4BS Series attached (Special Order)! Tested to exceed BHMA Class 1 Specifications.

D-SHAPE SHELF HARDWARE



PRODUCT #	DESCRIPTION	PRODUCT DIMENSIONS	FINISH	SET PER CTN	WHT PER CARTON	SUGGESTED LIST PRICE
Wood D-Shaped Shelves and Bearing (Bulk Pack)						
4BS-7-8	Lazy Susan Bearing with Stop	7" (178 mm) Diameter Swivel	Aluminum	8	16 lbs.	\$28.85 ea.
4BS-10-8	Lazy Susan Bearing with Stop	10" (254 mm) Diameter Swivel	Aluminum	8	24 lbs.	\$32.75 ea.

KIDNEY SHAPED SHELF



PRODUCT #	DESCRIPTION	PRODUCT DIMENSIONS	FINISH	SET PER CTN	WHT PER CARTON	SUGGESTED LIST PRICE
Wood Kidney Shaped Shelf (Individual Pack)						
4WLS401-24-52	Single Shelf NOT Drilled	24" (610 mm) Diameter	Wood	1	7 lbs.	\$118.90
4WLS401-28-52	Single Shelf NOT Drilled	28" (712 mm) Diameter	Wood	1	12 lbs.	\$123.40
4WLS401-32-52	Single Shelf NOT Drilled	32" (813 mm) Diameter	Wood	1	14 lbs.	\$141.95
Wood Kidney Shelves and Sets (Individual Pack)						
4WLS401-28-BS52	7" Swivel bearing w/stop attached to shelf	28" (712 mm) Diameter	Wood	1	10 lbs.	\$145.85
4WLS401-32-BS52	10" Swivel bearing w/stop attached to shelf	32" (813 mm) Diameter	Wood	1	14 lbs.	\$156.30
4WLS472-24-52	2 Shelf Set	24" (610 mm) Diameter	Wood	1	18 lbs.	\$267.65
4WLS472-28-52	2 Shelf Set	28" (711 mm) Diameter	Wood	1	26 lbs.	\$292.05
4WLS472-32-52	2 Shelf Set	32" (813 mm) Diameter	Wood	1	30 lbs.	\$339.45

CONTAINS: 4WLS472 (2) shelves, telescoping shaft 9/4" (235 mm) upper & 22½" (572 mm) lower shaft assembly to accommodate 26"-32" (660-813 mm) Inner Cabinet Height, mounting hardware—complete with screws. 1" (26 mm) diameter shaft system

NOTE: Positioning base with wheels 6260-95-2 mounts on base of cabinet. 24" Kidney is too small for swivel bearing w/stop hardware, therefore you must use post & pivot hardware. Bulk shelves (4WLS041) and hardware sold separately. Telescoping shaft assembly accommodates 26"-32" (660-813 mm) Inner Cabinet Height, 1" (26 mm) diameter shaft system

Bulk pack available with 4BS Series attached (Special Order)! Tested to exceed BHMA Class 1 Specifications.

KIDNEY SHAPED SHELF BULK



PRODUCT #	DESCRIPTION	PRODUCT DIMENSIONS	FINISH	SET PER CTN	WHT PER CARTON	SUGGESTED LIST PRICE
Wood Kidney Shaped Shelves (Bulk Pack)						
4WLS401-24-8	Shelves NOT Drilled for RAS Hardware	24" (610 mm) Diameter	Wood	8	45 lbs.	\$88.30 ea.
4WLS401-28-8	Shelves NOT Drilled for RAS Hardware	28" (712 mm) Diameter	Wood	8	67 lbs.	\$102.65 ea.
4WLS401-32-8	Shelves NOT Drilled for RAS Hardware	32" (813 mm) Diameter	Wood	8	99 lbs.	\$112.40 ea.
4WLS441-24-8	Shelves Drilled for RAS Hardware	24" (610 mm) Diameter	Wood	8	45 lbs.	\$91.65 ea.
4WLS441-28-8	Shelves Drilled for RAS Hardware	28" (712 mm) Diameter	Wood	8	67 lbs.	\$106.30 ea.
4WLS441-32-8	Shelves Drilled for RAS Hardware	32" (813 mm) Diameter	Wood	8	99 lbs.	\$116.15 ea.

KIDNEY SHAPED HARDWARE



PRODUCT #	DESCRIPTION	PRODUCT DIMENSIONS	FINISH	SET PER CTN	WHT PER CARTON	SUGGESTED LIST PRICE
Hardware (Bulk Pack)						
4WLS6272-04-4	Post & Pivot Hardware for 4WLS441 Kidney Shelves	26"-32" (661-813 mm)	Chrome	4	18 lbs.	\$62.50 ea.
4BS-7-8	Lazy Susan Bearing with Stop	7" (178 mm) Diameter Swivel	Aluminum	8	16 lbs.	\$28.85 ea.
4BS-10-8	Lazy Susan Bearing with Stop	10" (254 mm) Diameter Swivel	Aluminum	8	24 lbs.	\$32.75 ea.
4HDBM2-04-52	Heavy-Duty Two Tray Bottom Mount Post	15" (381 mm) Shaft	Almond Powder Coated	1	20 lbs.	\$47.25 ea.

HALF-MOON SHELVES



PRODUCT #	DESCRIPTION	PRODUCT DIMENSIONS	FINISH	SET PER CTN	WHT PER CARTON	SUGGESTED LIST PRICE
Wood Half-Moon Sets (Individual Pack)						
4WLS882-32-570	Two Shelves with Pivot and Slide Hardware	32" (813 mm)W Min. Framed Opening 12"	Wood	1	28 lbs.	\$358.60
4WLS882-35-570	Two Shelves with Pivot and Slide Hardware	35" (889 mm)W Min. Framed Opening 15"	Wood	1	31 lbs.	\$411.95
4WLS882-38-570	Two Shelves with Pivot and Slide Hardware	38" (965 mm)W Min. Framed Opening 18"	Wood	1	34 lbs.	\$473.15

CONTAINS: (2) Shelves, (2) shelf supports (6820-07-**); (2) each positioning base (6820-95-2); (1) standard bracket (6882-68-2); (1) Euro bracket (6880-68-2); 17" (432 mm) shaft assy (6882-96-1700-26); (2) pair of slides (6882-1008-04-52) – template and installation instructions. Tested to exceed BHMA Class 1 Specifications. US PATENT NO: 4738 495

NOTE: 35" is a half-back not a half moon

PIE-CUT SHELVES



(Attaches to the cabinet door)

PRODUCT #	DESCRIPTION	PRODUCT DIMENSIONS	FINISH	SET PER CTN	WHT PER CARTON	SUGGESTED LIST PRICE
Wood Pie-Cut Shelves and Sets (Individual Pack)						
4WLS901-24-52	Shelf Drilled for RAS Hardware	24" (607 mm) Diameter	Wood	1	8 lbs.	\$122.55
4WLS901-28-52	Shelf Drilled for RAS Hardware	28" (711 mm) Diameter	Wood	1	13 lbs.	\$127.00
4WLS901-31-52	Shelf Drilled for RAS Hardware	31" (788 mm) Diameter	Wood	1	18 lbs.	\$142.40
4WLS942-2433-52	2 Shelf Set for 33" Corner Base	24" (607 mm) Diameter	Wood	1	20 lbs.	\$279.15
4WLS942-24P-52	2 Shelf Set	24" (607 mm) Diameter	Wood	1	19 lbs.	\$257.80
4WLS942-28P-52	2 Shelf Set	28" (711 mm) Diameter	Wood	1	27 lbs.	\$280.85
4WLS942-31P-52	2 Shelf Set	31" (788 mm) Diameter	Wood	1	28 lbs.	\$328.30

NOTES: Shelves and hardware sold separately in bulk. Hardware includes (6) complete sets. Telescoping shaft assembly accommodates 26"-32" (660-813 mm) Inner Cabinet Height 1" (26 mm) diameter shaft system. Upper shelf is adjustable, lower shelf is in fixed position and shaft can not be altered (adjustment mechanism). Tested to exceed BHMA Class 1 Specifications.

PIE-CUT SHELVES BULK



(Attaches to the cabinet door)

PRODUCT #	DESCRIPTION	PRODUCT DIMENSIONS	FINISH	SET PER CTN	WHT PER CARTON	SUGGESTED LIST PRICE
Wood Pie-Cut Shelves (Bulk Pack)						
4WLS901-2433-8	Shelves Only for 33" Corner Base	24" (607 mm) Diameter	Wood	8	53 lbs.	\$127.15 ea.
4WLS901-24-8	Shelves only/Hardware sold separately	24" (607 mm) Diameter	Wood	8	52 lbs.	\$91.65 ea.
4WLS901-28-8	Shelves only/Hardware sold separately	28" (711 mm) Diameter	Wood	8	74 lbs.	\$106.30 ea.
4WLS901-31-8	Shelves only/Hardware sold separately	31" (788 mm) Diameter	Wood	8	114 lbs.	\$123.70 ea.
4WLS901-28SS-8	Safety Susan Only/Hardware sold separately	24" (607 mm) Diameter	Wood	8	65.5 lbs.	\$107.60 ea.
4WLS901-32SS-8	Safety Susan Only/Hardware sold separately	32" (813 mm) Diameter	Wood	8	97.5 lbs.	\$119.50 ea.

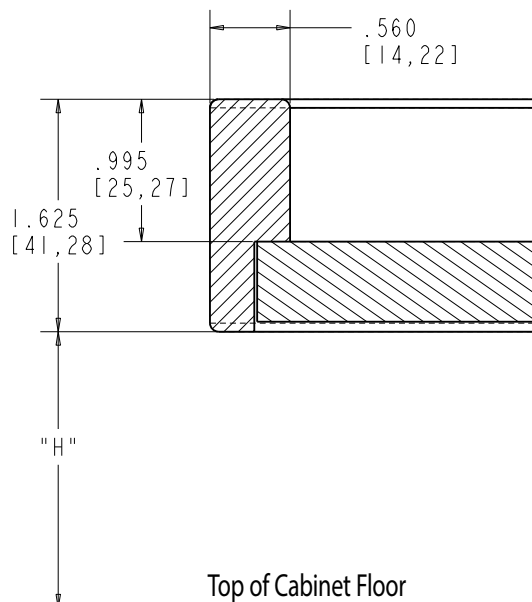
PIE-CUT HARDWARE



PRODUCT #	DESCRIPTION	PRODUCT DIMENSIONS	FINISH	SET PER CTN	WHT PER CARTON	SUGGESTED LIST PRICE
Hardware						
4WLS940-04P-24-4	Post and Pivot Hardware for 24" shelves	26"-32" (660-813 mm)	Chrome	4	18 lbs.	\$51.35 ea.
4WLS940-04P-28-4	Post and Pivot Hardware for 28" shelves	26"-32" (660-813 mm)	Chrome	4	18 lbs.	\$51.35 ea.
4WLS940-04P-31-4	Post and Pivot Hardware for 31" shelves	26"-32" (660-813 mm)	Chrome	4	18 lbs.	\$55.95 ea.

WOOD LAZY SUSANS
BANDED WOOD
WOOD CLASSIC

LIP SPECIFICATIONS



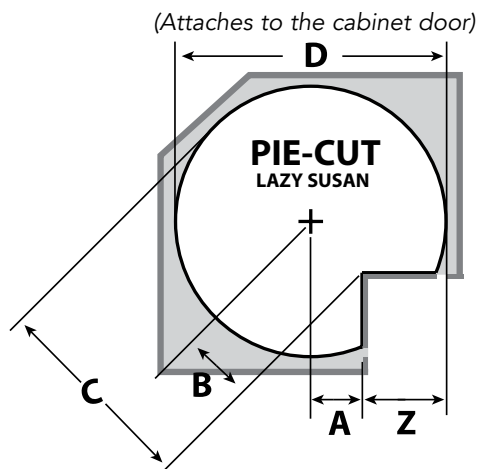
WOOD CLASSIC SHELVES

WOOD LS	
FULL CIRCLE	"H"
4WLS001	.759 / [19, 3mm]
4WLS072	1.301 / [33, 1mm]
4WLS073	1.301 / [33, 1mm]
D SHAPE	
4WLS221	1.301 / [33, 1mm]
4WLS201	.759 / [19, 3mm]
4WLS272	1.301 / [33, 1mm]
4WLS273	1.301 / [33, 1mm]
PIE CUT	
4WLS942	1.457 / [37, 0mm]
KIDNEY	
4WLS401	.759 / [19, 3mm]
4WLS472	1.301 / [33, 1mm]
HALF MOON	
4WLS882	2.514 / [63, 9mm]

Dimensions are for reference only, and may change based on hardware used, etc.

SPECIFICATIONS

WOOD CLASSIC SHELVES



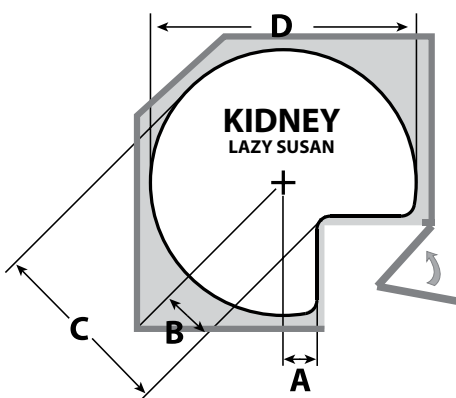
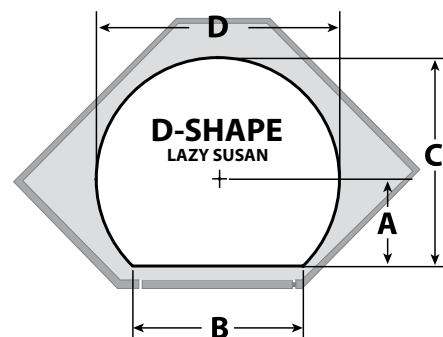
SHELF	MATERIAL	SERIES	A	B	C	D	Z	SYSTEM
2433 PIE CUT	WOOD	4WLS	4 $\frac{9}{16}$	6 $\frac{7}{16}$	18 $\frac{7}{16}$	24	7 $\frac{7}{16}$ + $\frac{1}{8}$ GAP	1" DEP.
24" PIE CUT	WOOD	4WLS	1 $\frac{3}{8}$	1 $\frac{15}{16}$	13 $\frac{15}{16}$	24	10 $\frac{9}{16}$ + $\frac{1}{8}$ GAP	1" DEP.
28" PIE CUT	WOOD	4WLS	3	4 $\frac{1}{4}$	18 $\frac{1}{8}$	28	10 $\frac{7}{8}$ + $\frac{1}{8}$ GAP	1" DEP.
31" PIE CUT	WOOD	4WLS	5 $\frac{1}{16}$	7 $\frac{1}{8}$	22 $\frac{7}{16}$	31	10 $\frac{5}{16}$ + $\frac{1}{8}$ GAP	1" DEP.

DEP.=DEPENDENT ROTATING SYSTEM

For custom applications, a trial installation is recommended.
Door edge profile, thickness, and gaps all factor in installation.

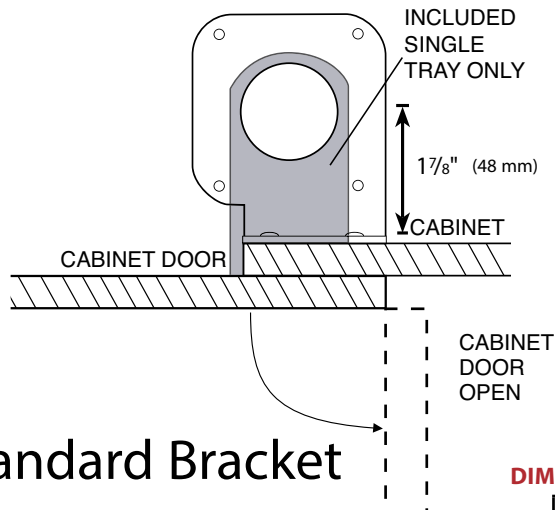
SHELF	MATERIAL	SERIES	A	B	C	D	SHAFT SYSTEM
20" D-SHAPE	WOOD	4WLS	8 $\frac{3}{8}$	10 $\frac{5}{8}$	18 $\frac{3}{8}$	20	1" IND.
22" D-SHAPE	WOOD	4WLS	7 $\frac{3}{16}$	16 $\frac{5}{8}$	18 $\frac{3}{16}$	22	1" IND.
31" D-SHAPE	WOOD	4WLS	14	13	29 $\frac{3}{8}$	31	1" IND.

IND.=INDEPENDENT ROTATING SYSTEM

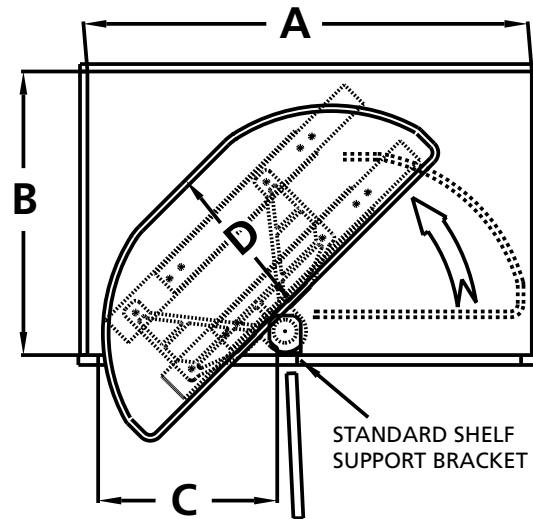


SHELF	MATERIAL	SERIES	A	B	C	D	SHAFT SYSTEM
24" KIDNEY	WOOD	4WLS	1 $\frac{7}{16}$	2 $\frac{3}{8}$	14 $\frac{3}{8}$	23 $\frac{15}{16}$	1" IND.
28" KIDNEY	WOOD	4WLS	2 $\frac{7}{8}$	4 $\frac{3}{8}$	18 $\frac{1}{4}$	27 $\frac{3}{4}$	1" IND.
32" KIDNEY	WOOD	4WLS	4 $\frac{1}{16}$	6	21 $\frac{15}{16}$	31 $\frac{3}{4}$	1" IND.

IND.=INDEPENDENT ROTATING SYSTEM



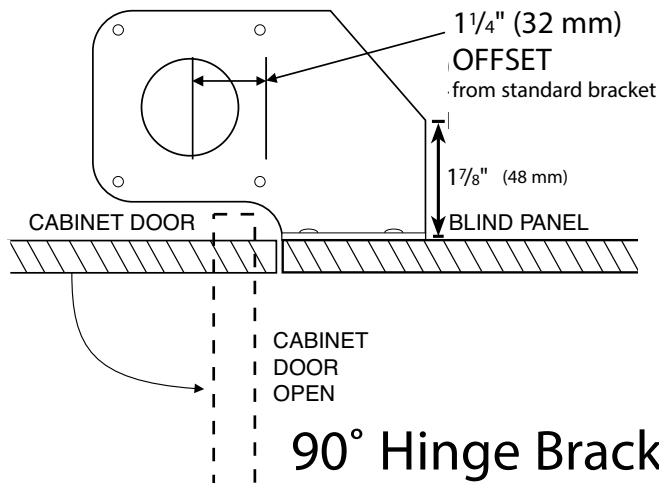
Standard Bracket



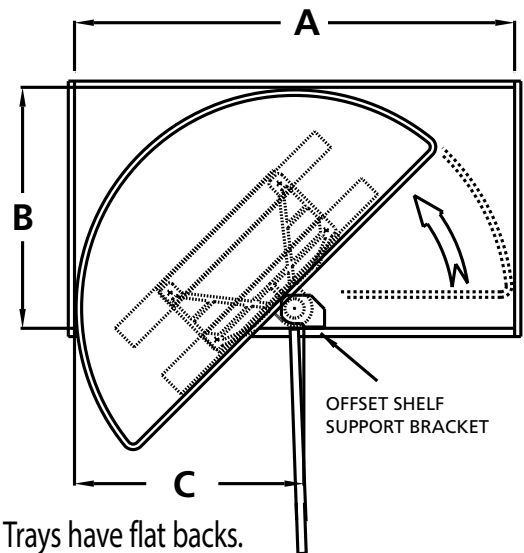
FRAMED CABINET

DIMENSIONS (A, B, AND C ARE MINIMUMS. 32" TRAY SHOWN IN DIAGRAM.)

NOM TRAY SIZE	"A"	"B"	"C"	"D"
32" (813 mm)	34 1/4" (870 mm)	22 5/8" (575 mm)	12" (305 mm)	11 1/8" (283 mm)
35" (889 mm)	37" (940 mm)	22" (559 mm)	15" (381 mm)	14 1/8" (359 mm)
38" (965 mm)	39 1/2" (1003 mm)	22" (559 mm)	18" (457 mm)	17 1/8" (435 mm)



90° Hinge Bracket



Smaller Trays have flat backs.

FRAMELESS CABINET (EURO)

DIMENSIONS (A, B, AND C ARE MINIMUMS. 38" TRAY SHOWN IN DIAGRAM.)

NOM TRAY SIZE	"A"	"B"	"C"
32" (813 mm)	34 1/8" (867 mm)	22 5/8" (575 mm)	13 1/4" (337 mm)
35" (889 mm)	35 3/16" (897 mm)	22" (559 mm)	16 1/4" (413 mm)
38" (965 mm)	38 5/16" (980 mm)	22" (559 mm)	19 1/4" (489 mm)




Natural Wood




Feature:

- 2-3/8" Steam Bent Rim (3-1/4" for Tall)
- 5/8" Thick Maple Tray Bottom
- Chrome Hardware
- Doweled (2) Butt Joint
- Aluminum Bearings



Bearing Diagram



Tray Configurations:



Full-Circle

18", 24", 28", 32"



D-Shape

20", 28", 32"
(Available in Tall - except 28")



Kidney Shape

18", 28", 32"
(Available in Tall - except 18")



Pie-Cut

28"



Half-Moon

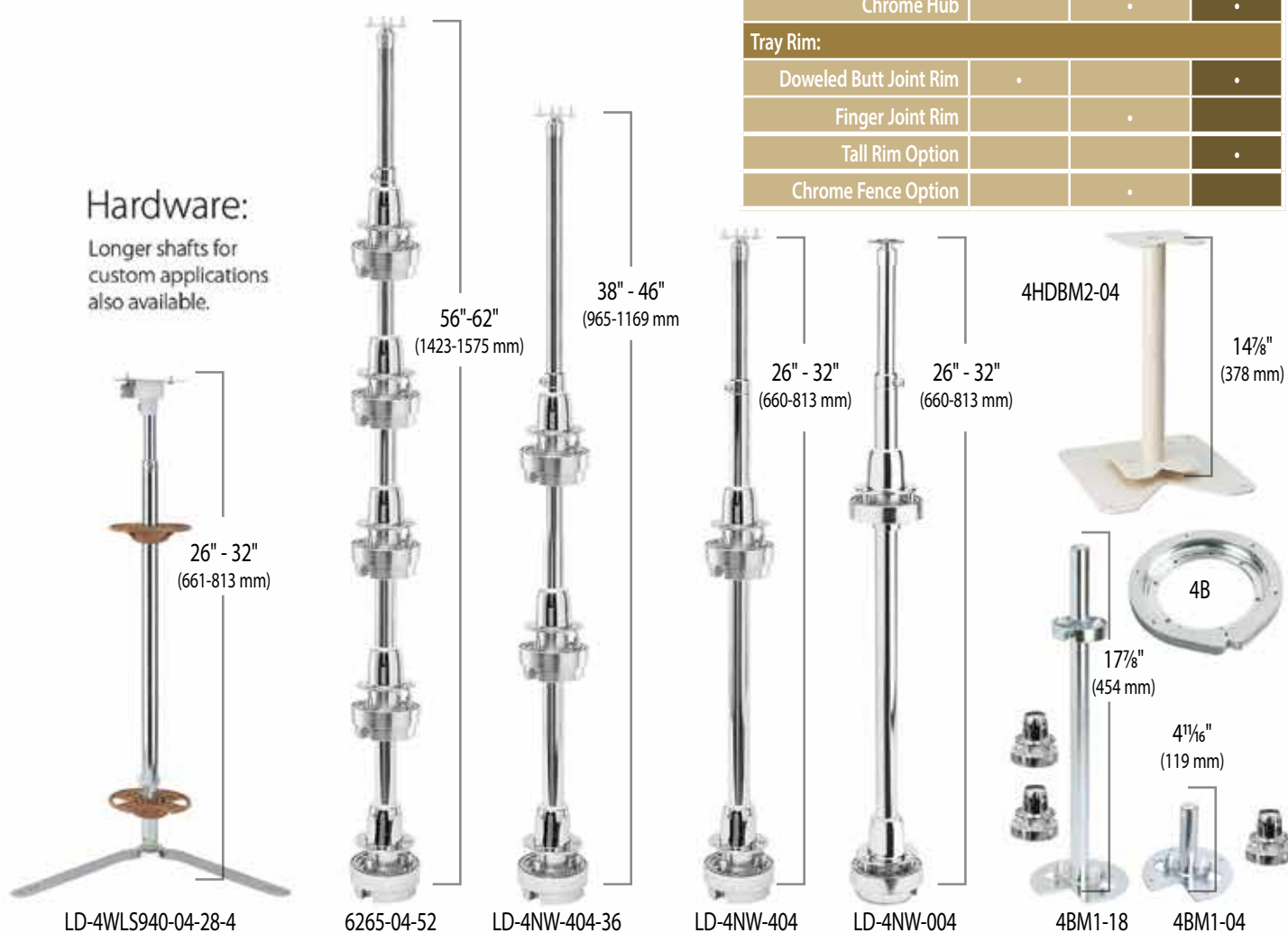
32", 35", 38"

	Banded	Wood Classic	Natural
For more information see page:			
Part Numbers and Price	286	292	300
Specifications	288	295	301

	Banded	Wood Classic	Natural
Mounting Hardware:			
Telescoping Post		•	•
Twist 'n Lock Shaft	•		
Bottom Mount	•	•	•
HD Bottom Mount		•	•
Steel Bearing	•		
Aluminum Bearing		•	•
Shelf Support Hardware:			
Metal/Die Components		•	•
Polymer Components	•		
Hub:			
Polymer Hub	•		
Chrome Hub		•	•
Tray Rim:			
Doweled Butt Joint Rim	•		•
Finger Joint Rim		•	
Tall Rim Option			•
Chrome Fence Option		•	

Hardware:

Longer shafts for custom applications also available.



Standard • 2-3/8" Rim

Tall • 3-1/4" Rim



FULL-CIRCLE SHELF



PRODUCT #	DESCRIPTION	PRODUCT DIMENSIONS	FINISH	SET PER CTN	WHT PER CARTON	SUGGESTED LIST PRICE
Lazy Daisy Natural Wood Full Circle with Aluminum Bearing (Individual Pack)						
LD-4NW-001-18B-1	Natural Wood Full Circle Tray w/7" Alum Bearing	18" Diameter	Wood	1	6 lbs.	\$94.10
LD-4NW-001-24B-1	Natural Wood Full Circle Tray w/10" Alum Bearing	24" Diameter	Wood	1	9 lbs.	\$132.55
LD-4NW-001-28B-1	Natural Wood Full Circle Tray w/10" Alum Bearing	28" Diameter	Wood	1	15 lbs.	\$149.20
LD-4NW-001-32B-1	Natural Wood Full Circle Tray w/10" Alum Bearing	32" Diameter	Wood	1	18 lbs.	\$167.35
Lazy Daisy Natural Wood Full Circle Two Tray Set (Individual Pack)						
LD-4NW-072-18-1	Natural Wood Full Circle 2 Tray Set w/Hdw	18" Diameter	Wood	1	11 lbs.	\$195.15
LD-4NW-072-24-1	Natural Wood Full Circle 2 Tray Set w/26"-31" Tele Shaft	24" Diameter	Wood	1	20 lbs.	\$261.30
LD-4NW-072-28-1	Natural Wood Full Circle 2 Tray Set w/26"-31" Tele Shaft	28" Diameter	Wood	1	25 lbs.	\$294.05
LD-4NW-072-32-1	Natural Wood Full Circle 2 Tray Set w/26"-31" Tele Shaft	32" Diameter	Wood	1	28 lbs.	\$331.60
Lazy Daisy Natural Wood Full Circle Three Tray Set (Individual Pack)						
LD-4NW-073-1836-1	Natural Wood Full Circle 3 Tray Set w/35"-43" Tele Post	18" Diameter	Wood	1	22 lbs.	\$292.75

*Note: Non-drilled trays without bearings are available, remove "B" from part number.

FULL-CIRCLE SHELF BULK



PRODUCT #	DESCRIPTION	PRODUCT DIMENSIONS	FINISH	SET PER CTN	WHT PER CARTON	SUGGESTED LIST PRICE
Lazy Daisy Natural Wood Full Circle with Aluminum Bearing (Bulk Pack)						
LD-4NW-001-18B-8	Natural Wood Full Circle Tray w/7" Alum Bearing	18" Diameter	Wood	8	48 lbs.	\$84.70 ea.
LD-4NW-001-24B-8	Natural Wood Full Circle Tray w/10" Alum Bearing	24" Diameter	Wood	8	72 lbs.	\$117.00 ea.
LD-4NW-001-28B-8	Natural Wood Full Circle Tray w/10" Alum Bearing	28" Diameter	Wood	8	88 lbs.	\$134.15 ea.
LD-4NW-001-32B-8	Natural Wood Full Circle Tray w/10" Alum Bearing	32" Diameter	Wood	8	100 lbs.	\$150.80 ea.
Lazy Daisy Natural Wood Full Circle Drilled Trays Only (Bulk Pack)						
LD-4NW-041-18-8	18" LD Natural Wood Drilled Full Circle Trays	18" Diameter	Wood	8	38 lbs.	\$58.00 ea.
LD-4NW-041-24-8	24" LD Natural Wood Drilled Full Circle Trays	24" Diameter	Wood	8	62 lbs.	\$88.45 ea.
LD-4NW-041-28-8	28" LD Natural Wood Drilled Full Circle Trays	28" Diameter	Wood	8	78 lbs.	\$103.35 ea.
LD-4NW-041-32-8	32" LD Natural Wood Drilled Full Circle Trays	32" Diameter	Wood	8	90 lbs.	\$118.75 ea.
Lazy Daisy Natural Wood Hardware						
LD-4NW-0436-1	LD Hdw for Natural Wood Full Circle 3 Tray w/35"-43" Tele Post		Zinc/Chrome	1	19 lbs.	\$96.85
LD-4NW-004-4	LD Hdw for Natural Wood Full Circle w/26"-31" Tele Shaft		Zinc/Chrome	4	12 lbs.	\$65.55 ea.

*Note: Non-drilled trays without bearings are available, remove "B" from part number.

PIE-CUT SHELF



PRODUCT #	DESCRIPTION	PRODUCT DIMENSIONS	FINISH	SET PER CTN	WHT PER CARTON	SUGGESTED LIST PRICE
Lazy Daisy Natural Wood Pie Cut Set (Individual Pack)						
LD-4NW-942-28-1	Natural Wood Pie Cut 2 Tray Set w/Hdw	28" Diameter	Wood	1	27 lbs.	\$303.65
Lazy Daisy Natural Wood Pie Cut Trays Only (Bulk Pack)						
LD-4NW-901-28-8	Natural Wood Pie Cut Trays	28" Diameter	Wood	8	70 lbs.	\$118.90 ea.
Lazy Daisy Natural Wood Hardware (Bulk Pack)						
LD-4WLS940-04-28-4	LD Hdw for 28" Wood Pie Cut		Zinc/Chrome	4	11 lbs.	\$54.95 ea.

HALF-MOON SHELF



PRODUCT #	DESCRIPTION	PRODUCT DIMENSIONS	FINISH	SET PER CTN	WHT PER CARTON	SUGGESTED LIST PRICE
Lazy Daisy Natural Wood Half-Moon Set (Individual Pack)						
LD-4NW-882-32-1	Natural Wood Half Moon 2 Tray Set w/Hdw	32" Diameter	Wood	1	28 lbs.	\$343.80
LD-4NW-882-35-1	Natural Wood Half Moon 2 Tray Set w/Hdw	35" Diameter	Wood	1	31 lbs.	\$391.80
LD-4NW-882-38-1	Natural Wood Half Moon 2 Tray Set w/Hdw	38" Diameter	Wood	1	34 lbs.	\$423.70

D-SHAPED SHELF

PRODUCT #	DESCRIPTION	PRODUCT DIMENSIONS	FINISH	SET PER CTN	WHT PER CARTON	SUGGESTED LIST PRICE
Lazy Daisy Natural Wood D-Shape Tray Set (Individual Pack)						
LD-4NW-201-20BS-1	Natural Wood D Shape Tray w/7" Alum Bearing	20" Diameter	Wood	1	8 lbs.	\$130.20
LD-4NW-201-28BS-1	Natural Wood D Shape Tray w/10" Alum Bearing	28" Diameter	Wood	1	15 lbs.	\$153.25
LD-4NW-201-32BS-1	Natural Wood D Shape Tray w/10" Alum Bearing	32" Diameter	Wood	1	18 lbs.	\$180.10
Lazy Daisy Natural Wood TALL D-Shape Tray Set (Individual Pack)						
LD-4NW-201-20TBS-1	Natural Wood D Shape Tall Rim Tray w/7" Alum Bearing	20" Diameter	Wood	1	9 lbs.	\$146.90
LD-4NW-201-32TBS-1	Natural Wood D Shape Tall Rim Tray w/10" Alum Bearing	32" Diameter	Wood	1	19 lbs.	\$227.05
Lazy Daisy Natural Wood D-Shape Two Tray Set (Individual Pack)						
LD-4NW-272-20-1	Natural Wood D Shape 2 Tray Set w/26"-31" Tele Shaft	20" Diameter	Wood	1	15 lbs.	\$234.60
LD-4NW-272-28-1	Natural Wood D Shape 2 Tray Set w/26"-31" Tele Shaft	28" Diameter	Wood	1	25 lbs.	\$297.85
LD-4NW-272-32-1	Natural Wood D Shape 2 Tray Set w/26"-31" Tele Shaft	32" Diameter	Wood	1	28 lbs.	\$343.20

D-SHAPED SHELF BULK

PRODUCT #	DESCRIPTION	PRODUCT DIMENSIONS	FINISH	SET PER CTN	WHT PER CARTON	SUGGESTED LIST PRICE
Lazy Daisy Natural Wood D-Shape Tray Set (Bulk Pack)						
LD-4NW-201-20BS-8	Natural Wood D Shape Tray w/7" Alum Bearing	20" Diameter	Wood	8	56 lbs.	\$118.30 ea.
LD-4NW-201-28BS-8	Natural Wood D Shape Tray w/10" Alum Bearing	28" Diameter	Wood	8	88 lbs.	\$122.80 ea.
LD-4NW-201-32BS-8	Natural Wood D Shape Tray w/10" Alum Bearing	32" Diameter	Wood	8	120 lbs.	\$162.10 ea.
Lazy Daisy Natural Wood D-Shape Drilled Trays Only (Bulk Pack)						
LD-4NW-241-20-8	Natural Wood Drilled D Shape Tray	20" Diameter	Wood	8	46 lbs.	\$82.35 ea.
LD-4NW-241-28-8	Natural Wood Drilled D Shape Tray	28" Diameter	Wood	8	78 lbs.	\$93.25 ea.
LD-4NW-241-32-8	Natural Wood Drilled D Shape Tray	32" Diameter	Wood	8	110 lbs.	\$120.35 ea.
Lazy Daisy Natural Wood TALL D-Shape Tray Set (Bulk Pack)						
LD-4NW-201-20TBS-6	Natural Wood D Shape Tall Rim Tray w/7" Alum Bearing 6 Per	20" Diameter	Wood	6	60 lbs.	\$133.55 ea.
LD-4NW-201-32TBS-6	Natural Wood D Shape Tall Rim Tray w/10" Alum Bearing 6 Per	32" Diameter	Wood	6	98 lbs.	\$206.65 ea.
Lazy Daisy Natural Wood TALL D-Shape Drilled Trays Only (Bulk Pack)						
LD-4NW-241-20T-6	Natural Wood Drilled D Shape Tall Rim Tray 6 Per	20" Diameter	Wood	6	50 lbs.	\$96.85 ea.
LD-4NW-241-32T-6	Natural Wood Drilled D Shape Tall Rim Tray 6 Per	32" Diameter	Wood	6	88 lbs.	\$160.25
Lazy Daisy Natural Wood Hardware						
LD-4NW-404-36-4	LD Hdw For Natural Wood 3 Tray Kidney & D-Shape w/38"-46" Tele Post		Zinc/Chrome	4	6.5 lbs.	\$87.15 ea.
LD-4NW-404-4	LD Hdw for Natural Wood Kidney & D Shape w/26"-31" Tele Shaft		Zinc/Chrome	4	13 lbs.	\$65.55 ea.
LD-4NW-404T-3	LD Hdw for Natural Wood Tall Rim Kidney & D Shape 2 Tray Set w/26"-31" Tele Shaft		Zinc/Chrome	3	11 lbs.	\$65.55 ea.

*Note: Non-drilled trays without bearings are available, remove "BS" from part number.

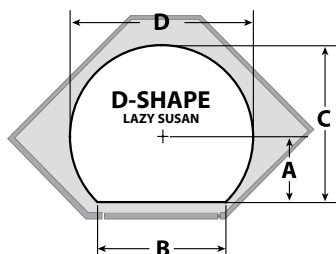
SPECIFICATIONS

NATURAL WOOD SHELVES

SHELF	MATERIAL	SERIES	A	B	C	D	Z	SYSTEM
28" PIE CUT	WOOD	LD-4NW	3"	4 1/4"	18 1/8"	27 3/4"	10 7/8" + 1/8" GAP	1" DEP.

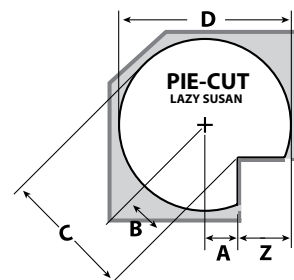
For custom applications, a trial installation is recommended.
Door edge profile, thickness, and gaps all factor in installation.

DEP.=DEPENDENT ROTATING SYSTEM



SHELF	MATERIAL	SERIES	A	B	C	D	SHAFT SYSTEM
20" D-SHAPE	WOOD	LD-4NW	8 3/8"	9 7/8"	18 1/8"	19 1/2"	1" IND.
28" D-SHAPE	WOOD	LD-4NW	11 7/8"	14 1/2"	25 3/4"	27 3/4"	1" IND.
32" D-SHAPE	WOOD	LD-4NW	13 1/2"	16 3/4"	29 3/8"	31 3/4"	1" IND.

IND.=INDEPENDENT ROTATING SYSTEM



KIDNEY SHAPED SHELF



PRODUCT #	DESCRIPTION	PRODUCT DIMENSIONS	FINISH	SET PER CTN	WHT PER CARTON	SUGGESTED LIST PRICE
Lazy Daisy Natural Wood Kidney with Aluminum Bearing (Individual Pack)						
LD-4NW-401-28BS-1	28" LD Natural Wood Kidney Tray w/Alum Bearing	28" Diameter	Wood	1	10 lbs.	\$157.75
LD-4NW-401-32BS-1	32" LD Natural Wood Kidney Tray w/Alum Bearing	32" Diameter	Wood	1	14 lbs.	\$180.10
Lazy Daisy Natural Wood Tall Kidney with Aluminum Bearing (Individual Pack)						
LD-4NW-401-28TBS-1	28" LD Natural Wood Kidney Tall Rim Tray w/Alum Bearing	28" Diameter	Wood	1	11 lbs.	\$192.55
LD-4NW-401-32TBS-1	32" LD Natural Wood Kidney Tall Rim Tray w/Alum Bearing	32" Diameter	Wood	1	15 lbs.	\$227.05
Lazy Daisy Natural Wood Kidney Two Tray Set (Individual Pack)						
LD-4NW-472-18-1	18" LD Natural Wood Kidney 2 Tray Set w/26"-32" Tele Shaft	18" Diameter	Wood	1	10 lbs.	\$191.40
LD-4NW-472-28-1	28" LD Natural Wood Kidney 2 Tray Set w/26"-32" Tele Shaft	28" Diameter	Wood	1	26 lbs.	\$306.70
LD-4NW-472-32-1	32" LD Natural Wood Kidney 2 Tray Set w/26"-32" Tele Shaft	32" Diameter	Wood	1	30 lbs.	\$343.20

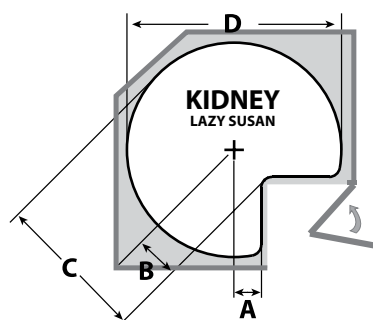
*Note: Non-drilled trays without bearings are available, remove "BS" from part number.

KIDNEY SHAPED SHELF BULK



PRODUCT #	DESCRIPTION	PRODUCT DIMENSIONS	FINISH	SET PER CTN	WHT PER CARTON	SUGGESTED LIST PRICE
Lazy Daisy Natural Wood Kidney with Aluminum Bearing (Bulk Pack)						
LD-4NW-401-28BS-8	28" LD Natural Wood Kidney Tray w/Alum Bearing	28" Diameter	Wood	8	80 lbs.	\$126.30 ea.
LD-4NW-401-32BS-8	32" LD Natural Wood Kidney Tray w/Alum Bearing	32" Diameter	Wood	8	96 lbs.	\$162.10 ea.
Lazy Daisy Natural Wood Tall Kidney with Aluminum Bearing (Bulk Pack)						
LD-4NW-401-28TBS-6	28" LD Natural Wood Kidney Tall Rim Tray w/Alum Bearing	28" Diameter	Wood	6	80 lbs.	\$175.00 ea.
LD-4NW-401-32TBS-6	32" LD Natural Wood Kidney Tall Rim Tray w/Alum Bearing	32" Diameter	Wood	6	84 lbs.	\$206.65 ea.
Lazy Daisy Natural Wood Kidney Trays Only (Bulk Pack)						
LD-4NW-441-18-8	18" LD Natural Wood Drilled Kidney Tray	18" Diameter	Wood	8	42 lbs.	\$57.85 ea.
LD-4NW-441-28-8	28" LD Natural Wood Drilled Kidney Tray	28" Diameter	Wood	8	70 lbs.	\$96.15 ea.
LD-4NW-441-32-8	32" LD Natural Wood Drilled Kidney Tray	32" Diameter	Wood	8	86 lbs.	\$123.85 ea.
Lazy Daisy Natural Wood Tall Kidney Trays Only (Bulk Pack)						
LD-4NW-441-28T-6	28" LD Natural Wood Drilled Kidney Tall Rim Tray 6 Per	28" Diameter	Wood	6	70 lbs.	\$129.80 ea.
LD-4NW-441-32T-6	32" LD Natural Wood Drilled Kidney Tall Rim Tray 6 Per	32" Diameter	Wood	6	74 lbs.	\$160.25 ea.
Lazy Daisy Natural Wood Hardware (Bulk Pack)						
LD-4NW-404-36-4	LD Hdw For Natural Wood 3 Tray Kidney & D-Shape w/35"-43" Tele Post		Zinc/Chrome	4	6.5 lbs.	\$85.15 ea.
LD-4NW-404-4	LD Hdw for Natural Wood Kidney & D Shape w/26"-31" Tele Shaft		Zinc/Chrome	4	13 lbs.	\$65.55 ea.
LD-4NW-404T-3	LD Hdw for Natural Wood Tall Rim Kidney & D Shape 2 Tray Set w/26"-32" Tele Shaft		Zinc/Chrome	3	11 lbs.	\$65.55 ea.

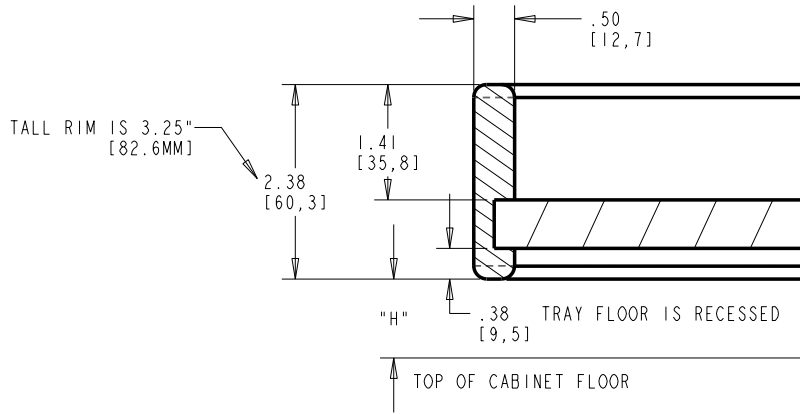
*Note: Non-drilled trays without bearings are available, remove "BS" from part number.



KIDNEY SPECIFICATIONS

SHELF	MATERIAL	SERIES	A	B	C	D	SHAFT SYSTEM
18" KIDNEY	WOOD	LD-4NW	1 7/8"	2 9/16"	11 1/2"	18"	1" IND.
24" KIDNEY	WOOD	LD-4NW	1 7/8"	2 1/2"	11 1/2"	24"	1" IND.
28" KIDNEY	WOOD	LD-4NW	3"	4 1/4"	18 1/8"	27 3/4"	1" IND.
32" KIDNEY	WOOD	LD-4NW	4"	5 3/4"	21 5/8"	31 3/4"	1" IND.

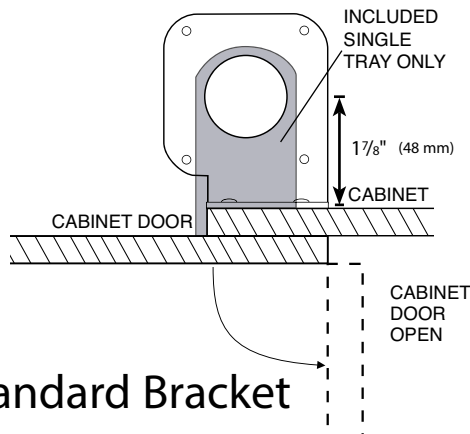
DEP.=DEPENDENT ROTATING SYSTEM IND.=INDEPENDENT ROTATING SYSTEM



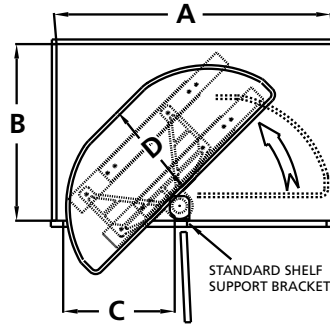
HARDWARE	TRAY SHAPE	"H"
ALUMINUM BEARING	FC, KIDNEY, AND D-SHAPE	.96" [24.5MM]
TELESCOPIC POST	FULL CIRCLE	.87" [22.2MM]
TELESCOPIC POST	KIDNEY AND D-SHAPE	.97" [23.5MM]
TELESCOPIC POST	PIE CUT	1.75" [44.5MM]

SPECIFICATIONS

HALF-MOON NATURAL WOOD SHELVES



Standard Bracket

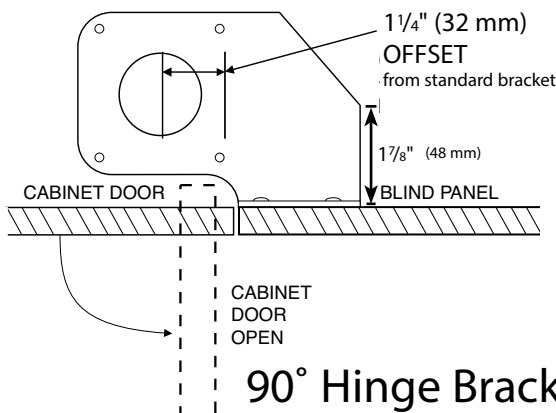


STANDARD AND 90 DEGREE
BRACKETS COME WITH EACH UNIT

FRAMED CABINET

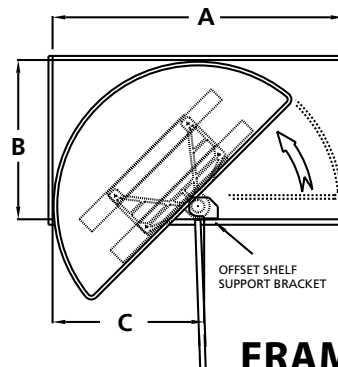
DIMENSIONS (A, B, AND C ARE MINIMUMS. 32" TRAY SHOWN IN DIAGRAM.

NOM TRAY SIZE	"A"	"B"	"C"	"D"
32" (813 mm)	34 1/4" (870 mm)	22" (559 mm)	12" (305 mm)	11 1/8" (283 mm)
35" (889 mm)	37" (940 mm)	22" (559 mm)	15" (381 mm)	14 1/8" (359 mm)
38" (965 mm)	39 1/2" (1003 mm)	22" (559 mm)	18" (457 mm)	17 1/8" (435 mm)



90° Hinge Bracket

Smaller Trays have flat backs.





STANDARD AND 90 DEGREE
BRACKETS COME WITH EACH UNIT


FRAMELESS CABINET (EURO)


DIMENSIONS (A, B, AND C ARE MINIMUMS. 38" TRAY SHOWN IN DIAGRAM.


NOM TRAY SIZE	"A"	"B"	"C"
32" (813 mm)	34 1/8" (867 mm)	22" (559 mm)	13 1/4" (387 mm)
35" (889 mm)	35 3/8" (897 mm)	22" (559 mm)	16 1/4" (413 mm)
38" (965 mm)	38 3/8" (980 mm)	22" (559 mm)	19 1/4" (489 mm)

		Lazy Daisy	Value Line	R•A•S
Full Circle				
	16"			•
	18"	•	•	•
	20"		•	•
	24"	•	•	•
	28"	•	•	•
	32"	•		•

Kidney				
	18"	•		•
	24"	•	•	•
	28"	•	•	•
	32"	•	•	•


Pie-Cut				
	18"	•		
	24"	•		•
	28"	•		•


D-Shape				
	20"			•
	22"			•
	32"	•		


Half Moon				
	31"			•
	33"			•
	39"			•


	Lazy Daisy	Value Line	R•A•S
Mounting Hardware:			
Telescoping Post	•	•	•
Twist'n Lock Shaft		•	
Bottom Mount	•	•	•
Shelf Support Hardware:			
Snap Pin	•		
Metal/Die Components			•
Polymer Components	•	•	
Hub:			
Molded Hub	•	•	
Chrome Hub			•

		Banded	Wood Classic	Natural
Full Circle				
	10"		•	
	18"	•	•	•
	20"	•	•	
	24"	•	•	•
	28"	•	•	•
	32"	•	•	•

Kidney				
	18"			•
	24"	•	•	
	28"	•	•	•
	32"	•	•	•

Pie-Cut				
	24"		•	
	28"	•	•	•
	32"		•	

D-Shape				
	20"	•	•	•
	22"		•	
	28"	•		•
	32"	•	•	•


Half Moon				
	32"		•	•
	35"		•	•
	38"		•	•

	Banded	Wood Classic	Natural
Mounting Hardware:			
Telescoping Post		•	•
Twist'n Lock Shaft	•		
Bottom Mount	•	•	•
HD Bottom Mount		•	•
Steel Bearing	•		
Aluminum Bearing		•	•
Shelf Support Hardware:			
Metal/Die Components		•	•
Polymer Components	•		
Hub:			
Polymer Hub	•		
Chrome Hub		•	•
Tray Rim:			
Doweled Butt Joint Rim	•		•
Finger Joint Rim		•	
Tall Rim Option			•
Chrome Fence Option		•	

THE MOST
COMPLETE LINE OF
WOOD AND POLYMER

LAZY
SUSANS

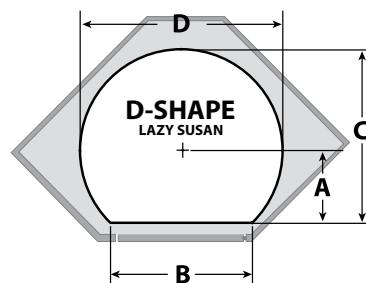
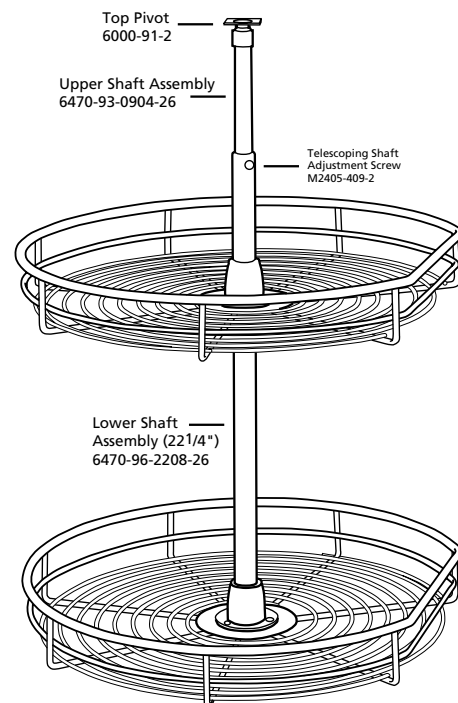
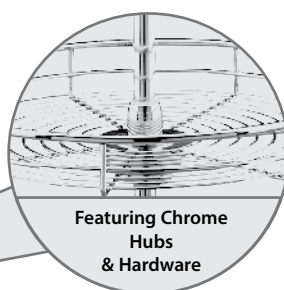
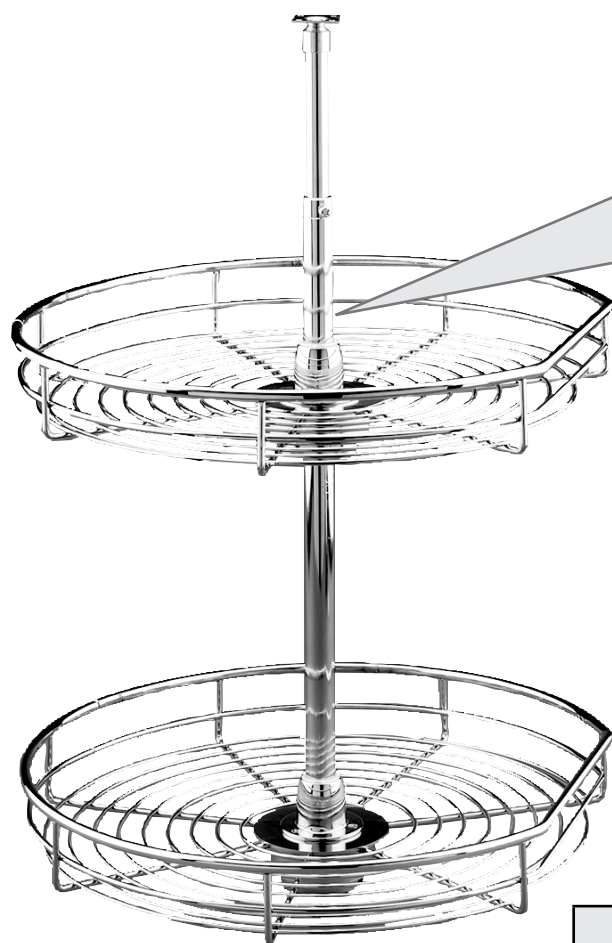
Specialty Lazy Susans



5272/5273 SERIES

CHROME
D-SHAPE SHELF

- Two shelf set available in 20" or 32" diameters
- Three shelf set available in a 20" diameter
- Feature our durable 1" chrome plated diameter shaft system
- Independent rotating hardware
- Telescoping shaft for variations in cabinet height



SHELF	MATERIAL	SERIES	A	B	C	D	SHAFT SYSTEM
20" D-SHAPE	CHROME	5272	8 7/8	9 1/4	18 7/8	20	1" IND.
32" D-SHAPE	CHROME	5272	14 7/16	13 3/4	30 7/16	32	1" IND.

DEP.=DEPENDENT ROTATING SYSTEM IND.=INDEPENDENT ROTATING SYSTEM

PRODUCT #	DESCRIPTION	PRODUCT DIMENSIONS	FINISH	SET PER CTN	WHT PER CARTON	SUGGESTED LIST PRICE
Chrome D-Shape Lazy Susan Set (Individual Pack)						
5272-20 CR	2 Shelf Set	20" (407 mm) Diameter	Chrome	1	15 lbs.	\$415.45
5272-32 CR	2 Shelf Set	32" (813 mm) Diameter	Chrome	1	32 lbs.	\$498.50
5273-20-536 CR	3 Shelf Set w/Longer Post	20" (407 mm) Diameter	Chrome	1	31 lbs.	\$624.95

CONTAINS:

5272 (2) Chrome shelves, telescoping shaft 9 1/4" (235 mm) upper & 22 1/2" (572 mm) lower shaft to accommodate 26"-32" (661-813 mm) Inner Cabinet Height and mounting hardware.

5273-20-536 CR denotes telescoping shaft 12" (305 mm) upper & 36" (915 mm) lower assembly for 38"-46" (965-1169 mm) Inner Cabinet Height wall cabinets

(3) Chrome shelves and mounting hardware.

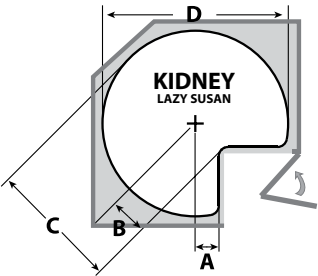
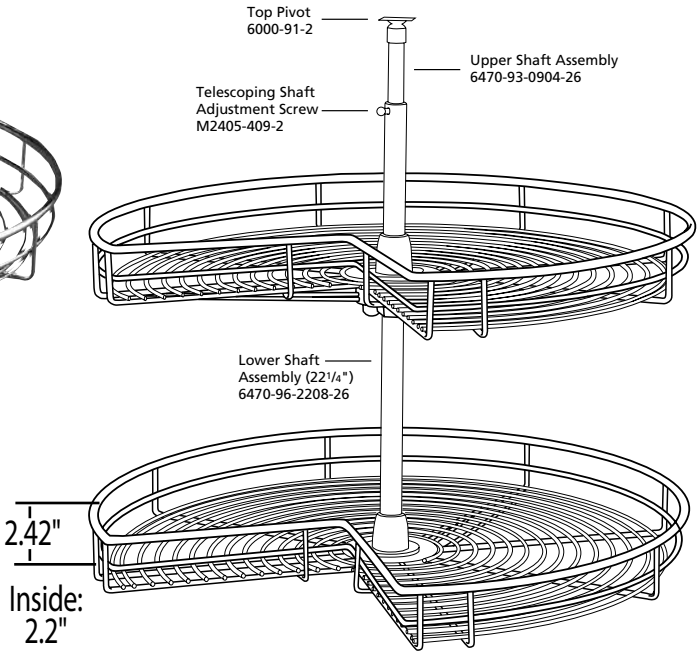
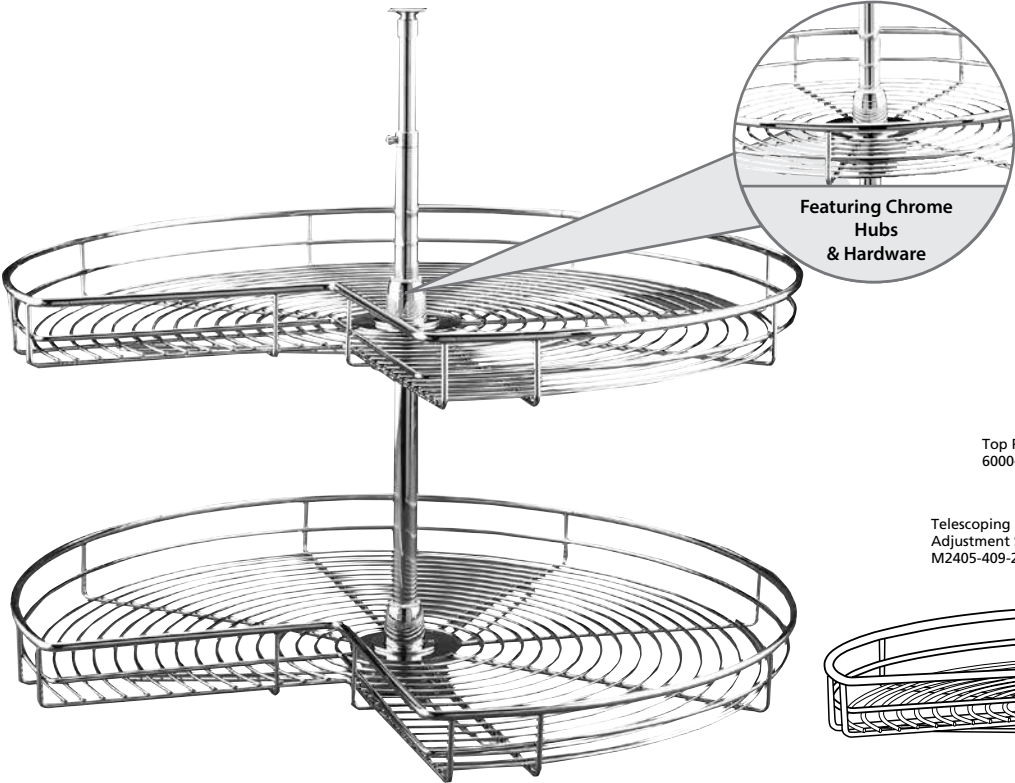
NOTE: 1" (26 mm) diameter shaft system

- Two shelf set available in 28" or 32" diameters
- Feature our durable 1" chrome plated diameter shaft system
- Independent rotating hardware
- Telescoping shaft for variations in cabinet height

5472 SERIES

CHROME KIDNEY SHAPE SHELF

LAZY SUSANS



SHELF	MATERIAL	SERIES	A	B	C	D	SHAFT SYSTEM
28" KIDNEY	CHROME	5472	2 7/8	4 3/16	18 1/4	28 1/8	1" IND.
32" KIDNEY	CHROME	5472	2 7/8	4 3/16	20 1/4	32 1/8	1" IND.

DEP.=DEPENDENT ROTATING SYSTEM IND.=INDEPENDENT ROTATING SYSTEM

PRODUCT #	DESCRIPTION	PRODUCT DIMENSIONS	FINISH	SET PER CTN	WHT PER CARTON	SUGGESTED LIST PRICE
Chrome Kidney Lazy Susan Set (Individual Pack)						
5472-28 CR	2 Shelf Set	28" (711 mm) Diameter	Chrome	1	28 lbs.	\$347.30
5472-32 CR	2 Shelf Set	32" (813 mm) Diameter	Chrome	1	33 lbs.	\$382.65

CONTAINS:

(2) Kidney shelves, telescoping shaft 9 1/4" (235 mm) upper & 22 1/2" (572 mm) lower to accommodate 26"-32" (661-813 mm) Inner Cabinet Height and mounting hardware.

NOTE:

1" (26 mm) diameter shaft system


5883 SERIES

CHROME
WIRE LAZY SUSAN

MINIMUM CABINET
OPENING 18 1/2"

PRODUCT #	DESCRIPTION	PRODUCT DIMENSIONS	FINISH	SET PER CTN	WHT PER CARTON	SUGGESTED LIST PRICE
Chrome Wire Lazy Susan						
5881-33CR-1	Half Moon Chrome Wre Lazy Susan	33 ²⁹ / ₃₂ " (861 mm) W x 18 ¹ / ₂ " (470 mm) L x 4 ⁵ / ₈ " 188 mm) H	Chrome	1	15.6 lbs.	\$127.15

5LSF SERIES

CHROME
FENCE RAILING

DESIGNED TO FIT REV-A-SHELF'S
4WLS LAZY SUSAN
OR YOUR CUSTOM SHELVES!

FENCE RAILS
ARE 2" TALL

Recommended hole dimensions are 3/16" diameter by 1/2" deep


PRODUCT #	DESCRIPTION	PRODUCT DIMENSIONS	FINISH	SET PER CTN	WHT PER CARTON	SUGGESTED LIST PRICE
Full Circle Chrome Fence Rail (Individual Pack)						
5LSF018-CR	Full Circle Chrome Fence Rail	18" (457 mm) Diameter	Chrome	1	4 lbs.	\$37.40
5LSF020-CR	Full Circle Chrome Fence Rail	20" (508 mm) Diameter	Chrome	1	5 lbs.	\$38.85
5LSF028-CR	Full Circle Chrome Fence Rail	28" (711 mm) Diameter	Chrome	1	6 lbs.	\$50.90
5LSF032-CR	Full Circle Chrome Fence Rail	32" (813 mm) Diameter	Chrome	1	7 lbs.	\$56.70
Full Circle Chrome Fence Rail (Bulk Pack)						
5LSF018-8CR	Full Circle Chrome Fence Rail	18" (457 mm) Diameter	Chrome	8	20 lbs.	\$31.30 ea.
5LSF020-8CR	Full Circle Chrome Fence Rail	20" (508 mm) Diameter	Chrome	8	41 lbs.	\$32.35 ea.
5LSF028-8CR	Full Circle Chrome Fence Rail	28" (711 mm) Diameter	Chrome	8	49 lbs.	\$49.60 ea.
5LSF032-8CR	Full Circle Chrome Fence Rail	32" (813 mm) Diameter	Chrome	8	57 lbs.	\$55.25 ea.
Kidney Shaped Chrome Fence Rail (Individual Pack)						
5LSF424-CR	Kidney Chrome Fence Rail	24" (310 mm) Diameter	Chrome	1	6 lbs.	\$50.90
5LSF428-CR	Kidney Chrome Fence Rail	28" (711 mm) Diameter	Chrome	1	7 lbs.	\$55.85
5LSF432-CR	Kidney Chrome Fence Rail	32" (813 mm) Diameter	Chrome	1	7 lbs.	\$59.45
Kidney Shaped Chrome Fence Rail (Bulk Pack)						
5LSF424-8CR	Kidney Chrome Fence Rail	24" (610 mm) Diameter	Chrome	8	49 lbs.	\$45.25 ea.
5LSF428-8CR	Kidney Chrome Fence Rail	28" (711 mm) Diameter	Chrome	8	57 lbs.	\$50.05 ea.
5LSF432-8CR	Kidney Chrome Fence Rail	32" (813 mm) Diameter	Chrome	8	65 lbs.	\$53.80 ea.



HARDWARE

HARDWARE COMPONENTS

Rev-A-Shelf Hardware Kits for wood or melamine custom shelving are tested to meet and exceed BHMA Class-I specifications of 20 lb. per square foot at 100,000 cycles. Our hardware and hardware components allow maximum flexibility, strength and aesthetic value for all custom applications.



PRODUCT #	DESCRIPTION	PRODUCT DIMENSIONS	FINISH	SET PER CTN	WHT PER CARTON	SUGGESTED LIST PRICE
Shelf Support for Full Circle Shelves (Individual Pack)						
6000-07P-52	Full Circle Shelf Support		Polymer	1	2 lbs.	\$15.50
Center Shaft Adapter for Extending (Individual Pack)						
6000-37-52	Center Shaft Adapter		Metal	1	4 lbs.	\$23.05
Lower Shaft Assembly (lower shaft) (Individual Pack)						
6020-96-3100-2	31" Shaft Only (787 mm)	¾" Diameter Shaft (19 mm)	Bright Zinc	1	21.1 lbs.	\$19.00
6020-96-3600-2	36" Shaft Only (915 mm)	¾" Diameter Shaft (19 mm)	Bright Zinc	1	21.1 lbs.	\$23.95
6000-05-7200-2-52	72" Shaft Only (1829 mm)	¾" Diameter Shaft (19 mm)	Bright Zinc	1	41.5 lbs.	\$47.15
Full Circle Hardware Set (2 Shelf) for Custom Shelves (Individual Pack)						
6020-04P-52	Full Circle Hardware Set	¾" Diameter Shaft (19 mm)	Polymer	1	1.5 lbs.	\$29.75
Full Circle Hardware Set (2 Shelf) for Custom Shelves (Bulk Pack)						
6020-04P-4	Full Circle Hardware Set	¾" Diameter Shaft (19 mm)	Polymer	6	9 lbs.	\$25.10 ea.
6020-04P-426	Full Circle Hardware Set	38"-46" (914 mm-1168 mm)H — ¾" Diameter Shaft (19 mm)	Polymer	6	9.5 lbs.	\$31.45 ea.
Full Circle Hardware Set for Rev-A-Shelf Polymer Shelves (Individual Pack)						
6022-04-52	Full Circle Hardware Set	¾" Diameter Shaft (19 mm)	Bright Zinc	1	1.6 lbs.	\$28.55
6022-04-52-526	Full Circle Hardware Set	38"-46" (914 mm-1168 mm)H — ¾" Diameter Shaft (19 mm)	Bright Zinc	1	16.5 lbs.	\$40.00
Full Circle Hardware Set for Rev-A-Shelf Polymer Shelves (Bulk Pack)						
6022-04-4	Full Circle Hardware Set	¾" Diameter Shaft (19 mm)	Bright Zinc	6	10.2 lbs.	\$24.05 ea.
6022-04-426	Full Circle Hardware Set	38"-46" (914 mm-1168 mm)H — ¾" Diameter Shaft (19 mm)	Bright Zinc	4	13.5 lbs.	\$33.95 ea.
Full Circle Hardware Set/Independently Rotating (Individual Pack)						
6072-04-52	2 Shelf Full Circle Hardware Set	1" Diameter Shaft (26 mm)	Chrome	1	5 lbs.	\$104.55
6073-04-536	3 Shelf Full Circle Hardware Set	38"-46" (914 mm-1168 mm)H — 1" Diameter Shaft (26 mm)	Chrome	1	12 lbs.	\$150.20

NOTES: 6000-07P 5" (127 mm) DIAMETER SHELF SUPPORT FOR WOOD SHELVES (USE 6020/6022 SERIES HARDWARE KITS.)

6000-37 For joining two or more center shafts together. (¾" (19 mm) shaft diameter only) (6000 Series)

6020-96-3600 / 6000-05-7200 For use with full circle dependently rotating sets. 36" shaft for use in 36" & 42" (915-1067 mm) wall cabinet applications. 72" shaft for use with custom applications.

6020P For use with wood or laminate custom shelves. 6072 For use with independently rotating non-centering wood shelves.

CONTAINS: 6020 Top and bottom pivots 6000-90-2; shaft assembly 6020-97-2100-2; upper shaft assembly 6120-93-1200-2; collar assembly 6120-92-2; two full circle shelf supports 6000-07, and mounting screws.

6022 Top and bottom pivots 6000-90-2; 21" shaft assembly 6020-97-2100-2; 12" shaft assembly 6120-93-1200-2; collar assembly 6120-92-2; and mounting screws.

6072 2 shelf hubs 6260-08-26; 2 shelf supports 6470-07-2; 1 collar 6260-92-26; 1 upper pivot 6000-91-2; 1 positioning base 6260-77-2; 22 ½", (572 mm) lower shaft assembly 6470-96-2208-26; 9 ½" (235 mm) upper shaft assembly (6470-93-0904-26) and mounting screws.

HARDWARE COMPONENTS

LAZY SUSAN
HARDWARE



PRODUCT #	DESCRIPTION	PRODUCT DIMENSIONS	FINISH	SET PER CTN	WHT PER CARTON	SUGGESTED LIST PRICE
Independently Rotating Centering Hardware (2 shelf) (Individual Pack)						
6272-04-52	2 Shelf Hardware Set	26"-32" (661-813 mm) I.C.H. 1" (26 mm) Diameter Shaft	Chrome	1	5.2 lbs.	\$115.55
Utility Cabinet Centering Hardware (5 shelf) (Individual Pack)						
6265-04-52	5 Shelf Hardware Set	56"-62" (1423-1575 mm) I.C.H. 1" (26 mm) Diameter Shaft	Chrome	1	11.8 lbs.	\$232.60
Custom Shaft Extensions (1" Diameter) (Individual Pack)						
6360-05-7008-26-52	Shaft Extension	70½" (1791 mm) Shaft 1" (26 mm) Diameter	Chrome	1	.6 lbs.	\$61.90
6370-96-7008-26-52	1" Center Shaft Extension	70½" (1791 mm) Shaft 1" (26 mm) Diameter	Chrome	1	.6 lbs.	\$65.10
6470-96-4008-26-52	1" Center Shaft Extension	1" (26 mm) x 40½" (1029 mm) Shaft	Chrome	1	5 lbs.	\$33.65
6260-38-1	Shaft Coupling for 1" Diameter		Chrome	1	.4 lbs.	\$25.70
Pie Cut Hardware for Wood Shelves (24" or larger - custom trays) (Individual Pack)						
6940-04-28P-52	Hardware Set with Polymer Shelf Supports		Bright Zinc/Chrome	1	3 lbs.	\$63.65
Pie Cut Hardware for Wood Shelves (24" or larger) (Bulk Pack)						
6940-04-28P-4	Hardware Set with Polymer Shelf Supports		Bright Zinc/Chrome	6	17 lbs.	\$59.00 ea.
Center Shaft & Post Hardware for RAS Polymer Shelves (Individual Pack)						
6942-04-28-52	Pie-Cut Center Shaft & Pivot Hardware		Bright Zinc/Chrome	1	4.4 lbs.	\$56.70
Shelf Supports for Pie Cut Hardware for Wood Shelves (Individual Pack)						
6950-07P-52	Shelf Supports		Polymer	1	3 lbs.	\$13.50

NOTES: 6272-04-52 For use with independently rotating centering shelves.

6265-04-52 For use with independently rotating centering shelves.

6360/6370 For use with independent rotating tray kits or hardware kits. Distributor shaft for use when needing longer shaft for pantry or kidney independently rotating hardware sets. Must be used with bushing supplied by factory or with extending collar 6260-38-26.

6940-04-28/P Replaces part number 6120-04 for 24", 28", (610, 711 mm) or larger wood shelves only. Not for use with 18", 20" or 22" shelves. 1" (26 mm) dia. shaft

6942-04-28-52 Replaces part number 6122-04-52 for 24" or 28" (610, 711 mm), shelves only. Not for use with 18", 20" or 22" shelves. (Contains large cam base.) 1" (26 mm) dia. shaft.

CONTAINS: 6272-04-52 2 Shelf support assemblies, mounting hardware and telescoping center shaft assembly to accommodate 26"-32" (661-813 mm) I.C.H. 1" (26 mm) dia. shaft

6265-04-52 Hardware for 5 shelf set with 56"-62" (1423-1575mm) I.C.H. shaft system. 1" (26 mm) dia. shaft

6120-04-52 PC shaft assembly w/ shelf supports for 18"-22" (457-559 mm) tray sets; also see 6940-04 kits.

6120-04-4 Top pivot 6140-03-2; cam base 6140-50-2; 21" (534 mm) shaft assembly 6120-97-2100-2; 12" (305 mm) shaft assembly 6120-93-1200-2; collar assembly 6120-92-2; shelf supports with adjustment screws 6140-07, and mounting screws

HARDWARE COMPONENTS



PRODUCT #	DESCRIPTION	PRODUCT DIMENSIONS	FINISH	SET PER CTN	WHT PER CARTON	SUGGESTED LIST PRICE
Single Tray Hardware Set (Bulk/Individual Pack)						
BM1-VL-04-52	Value Line Single Tray Bottom Mount Post	4" (102 mm) Shaft	Zinc Coated	1	3 lbs.	\$14.05
BM1-VL-4-SHUB-12	Bottom Mount Hardware w/Wall Hub	4" (102 mm) Shaft	Zinc Coated	12	3 lbs.	\$12.60 ea.
BM1-VL-4-LHUB-12	Bottom Mount Hardware w/Base Hub	4" (102 mm) Shaft	Zinc Coated	12	3 lbs.	\$13.20 ea.
BM1-04-52	Single Tray Bottom Mount Post	4" (102 mm) Shaft	Zinc Coated	1	3 lbs.	\$21.60
4BM1-04-52	Wood Single Tray Bottom Mount Post	4" (102 mm) Shaft	Zinc Coated	1	3 lbs.	\$31.30
Aluminum Lazy Susan Bearing with Stop (Bulk Pack)						
4BS-7-8	Lazy Susan Bearing with Stop	7" (178 mm) Diameter Swivel	Aluminum	8	16 lbs.	\$28.85 ea.
4BS-10-8	Lazy Susan Bearing with Stop	10" (254 mm) Diameter Swivel	Aluminum	8	24 lbs.	\$32.75 ea.
Aluminum Lazy Susan Bearing without Stop (Bulk Pack)						
4B-7-8	Lazy Susan Bearing	7" (178 mm) Diameter Swivel	Aluminum	8	15 lbs.	\$25.10 ea.
4B-10-8	Lazy Susan Bearing	10" (254 mm) Diameter Swivel	Aluminum	8	24 lbs.	\$25.80 ea.
2 Shelf Lazy Susan Post Hardware (Bulk/Individual Pack)						
BM1-VL-18-52	Value Line Two Tray Bottom Mount Post	18" (457 mm) Shaft	Zinc Coated	1	7 lbs.	\$23.20
BM1-VL-18-SHUB-6	Bottom Mount Hardware w/Wall Hub	18" (457 mm) Shaft	Zinc Coated	6	7 lbs.	\$20.30 ea.
BM1-VL-18-LHUB-6	Bottom Mount Hardware w/Base Hub	18" (457 mm) Shaft	Zinc Coated	6	7 lbs.	\$21.15 ea.
BM1-18-52	Two Tray Bottom Mount Post	18" (457 mm) Shaft	Zinc Coated	1	7 lbs.	\$31.30
4BM1-18-52	Wood Two Tray Bottom Mount Post	18" (457 mm) Shaft	Zinc Coated	1	7 lbs.	\$57.15
4HDBM2-04-52	Heavy-Duty Two Tray Bottom Mount Post	15" (381 mm) Shaft	Almond Powder Coated	1	20 lbs.	\$47.25



LAZY DAISY®
BY **REV-A-SHELF®**

HARDWARE COMPONENTS

LAZY SUSAN
HARDWARE

LD-4BW-004



LD-4BW-004BM1



LD-4BW-004BM2



4SB



LD-24BM2



LD-24BM1



LD-24



PRODUCT #	DESCRIPTION	FINISH	SET PER CTN	WHT PER CARTON	SUGGESTED LIST PRICE
Lazy Daisy Banded Wood Hardware (Bulk Pack)					
LD-4BW-004-10	LD Hdw for Banded Wood Full Circle w/26"-31" Telescoping Shaft	Zinc/Almond	10	25 lbs.	\$24.95 ea.
LD-4BW-00436-4	LD Hdw for Banded Wood Full Circle 3 Tray Set w/38"-46" Telescoping Shaft	Zinc/Almond	4	14 lbs.	\$45.55 ea.
LD-4BW-004-4	LD Hdw for Banded Wood Full Circle w/26"-31" Telescoping Shaft	Zinc/Almond	4	11 lbs.	\$27.55 ea.
LD-4BW-004BM1-8	LD Hdw for Banded Wood Full Circle Sgl Btm Mt 8 Per	Zinc/Almond	8	11 lbs.	\$16.25 ea.
LD-4BW-004BM2-4	LD Hdw for Banded Wood Full Circle Dbl Btm Mt 4 Per	Zinc/Almond	4	9 lbs.	\$22.05 ea.
LD-4BW-20436-4	LD Hdw for Banded Wood D Shape 3 Tray w/38"-46" Telescoping Shaft	Zinc/Almond	4	14 lbs.	\$45.55 ea.
LD-4BW-204-4	LD Hdw for Banded Wood D Shape w/26"-31" Telescoping Shaft	Zinc/Almond	4	11 lbs.	\$27.55 ea.
LD-4BW-204BM1-8	LD Hdw for Banded Wood D Shape Sgl Btm Mt 8 Per	Zinc/Almond	8	11 lbs.	\$16.25 ea.
LD-4BW-204BM2-4	LD Hdw for Banded Wood D Shape Dbl Btm Mt 4 Per	Zinc/Almond	4	9 lbs.	\$22.05 ea.
LD-4BW-404-4	LD Hdw for Banded Wood Kidney w/26"-31" Telescoping Shaft	Zinc/Almond	4	11 lbs.	\$27.55 ea.
Lazy Daisy Banded Wood Hardware (Bulk/Individual Pack)					
4SB-10-1	10" Lazy Susan Steel Swivel Bearing 1 Per	Steel	1	3 lbs.	\$12.45
4SB-10-10	10" Lazy Susan Steel Swivel Bearing 10 Per	Steel	10	30 lbs.	\$9.45 ea.
4SB-7-1	7" Lazy Susan Steel Swivel Bearing 1 Per	Steel	1	2 lbs.	\$8.10
4SB-7-10	7" Lazy Susan Steel Swivel Bearing 10 Per	Steel	10	20 lbs.	\$6.25 ea.
4SBS-10-1	10" Lazy Susan Steel Swivel Bearing With Stop 1 Per	Steel	1	3 lbs.	\$13.20
4SBS-10-10	10" Lazy Susan Steel Swivel Bearing With Stop 10 Per	Steel	10	30 lbs.	\$10.00 ea.
4SBS-7-1	7" Lazy Susan Steel Swivel Bearing With Stop 1 Per	Steel	1	2 lbs.	\$8.85
4SBS-7-10	7" Lazy Susan Steel Swivel Bearing With Stop 10 Per	Steel	10	20 lbs.	\$6.80 ea.
Lazy Daisy Polymer Hardware (Bulk Pack)					
LD-20-0431-5	LD Snap Pin Hdw for Polymer Full Circle, Kidney, D-Shape w/30-35" Telescoping Post	Zinc/White	5	10 lbs.	\$30.30 ea.
LD-24-0436SP-5	LD Snap Pin Hdw for Polymer Kidney 3 Tray w/34-41" Telescoping Post	Zinc/White	5	10 lbs.	\$34.20 ea.
LD-24-04-5	LD Snap Pin Hdw for Polymer Kidney w/26-31" Telescoping Post	Zinc/White	5	8 lbs.	\$18.00 ea.
LD-24BM1-04-10	LD Snap Pin Hdw for Polymer Kidney Sgl Btm Mt	Zinc/White	10	12 lbs.	\$13.05 ea.
LD-24BM2-04-5	LD Snap Pin Hdw for Polymer Kidney Dbl Btm Mt	Zinc/White	5	10 lbs.	\$17.10 ea.

HARDWARE COMPONENTS



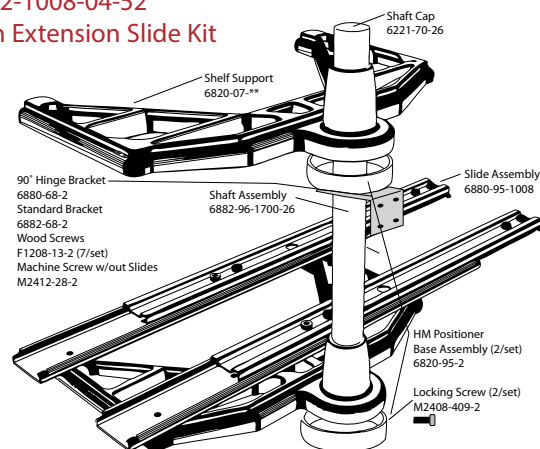
6841 Rev-A-Tray Half-Moon
Hardware Kit



6842-04 Half-Moon
2 Shelf Hardware Kit



6882-1008-04-52
Half Moon Extension Slide Kit



PRODUCT #	DESCRIPTION	PRODUCT DIMENSIONS	FINISH	SET PER CTN	WHT PER CARTON	SUGGESTED LIST PRICE
Half Moon Hardware Kit (Individual Pack)						
6841-04-52	Single Rev-A-Tray Tray Hardware Kit		Metal	1	5 lbs.	\$66.25
6842-04-570	2 Shelf Hardware Kit without Slides		Metal	1	9 lbs.	\$149.95
6882-1008-04-52	Extension Slide Kit	10½" Extension (267 mm)	Metal	1	5 lbs.	\$47.70
6882-04-52	2 Shelf Hardware Kit with Slides		Metal	1	10 lbs.	\$227.65

CONTAINS:

6842-04-570 Two (2) shelf supports 6820-07-**; 2 positioning bases (6820-95-2); 1 standard bracket (6882-68-2); 1 Euro bracket (6880-68-2); 15½" (404 mm)

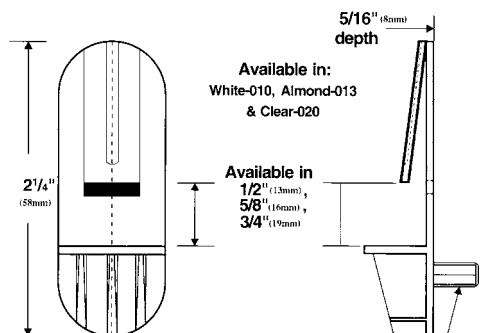

680 shaft (6882-96-1514-26)—Also includes template and installation instructions.

6882-1008-04-52 Slide kit only. 1 pair with screws. Individually packaged.

JPE SERIES

POLYMER COMPONENT PARTS

Rev-A-Shelf custom molds many component parts for the cabinet industry, furniture industry, and many other industries. We utilize high quality engineering grade polymer materials such as ABS for our shelf clips. Should you require any custom polymer component parts, please contact customer service.



MATERIAL SPECIFICATIONS:
CLEAR: Polycarbonate
COLORED: ABS

JPE = 1/4" (6.4mm) Stud
RAS = 5mm Stud

PRODUCT #	DESCRIPTION	PRODUCT DIMENSIONS	FINISH	SET PER CTN	WHT PER CARTON	SUGGESTED LIST PRICE
1/4" Boss Polymer Locking Shelf Clips (Bulk Pack)						
JPE 301-12-0**-1	Shelf Locking Clip	½" (13 mm)	White, Almond or Clear	1000	8 lbs.	\$.15 ea.
JPE 301-34-0**-1	Shelf Locking Clip	¾" (19 mm)	White, Almond or Clear	1000	8 lbs.	\$.15 ea.
JPE 301-58-0**-1	Shelf Locking Clip	⅝" (16 mm)	White, Almond or Clear	1000	8 lbs.	\$.15 ea.
RAS SERIES—5MM Boss Polymer Locking Shelf Clips (Bulk Pack)						
RAS 305-12-0**-1	Shelf Locking Clip	½" (13 mm)	White, Almond or Clear	1000	8 lbs.	\$.15 ea.
RAS 305-34-0**-1	Shelf Locking Clip	¾" (19 mm)	White, Almond or Clear	1000	8 lbs.	\$.15 ea.
RAS 305-58-0**-1	Shelf Locking Clip	⅝" (16 mm)	White, Almond or Clear	1000	8 lbs.	\$.15 ea.

NOTES:

JPE 301/RAS 305 **Denotes: White - 010, Almond - 013, Clear - 020 clear poly carbonate

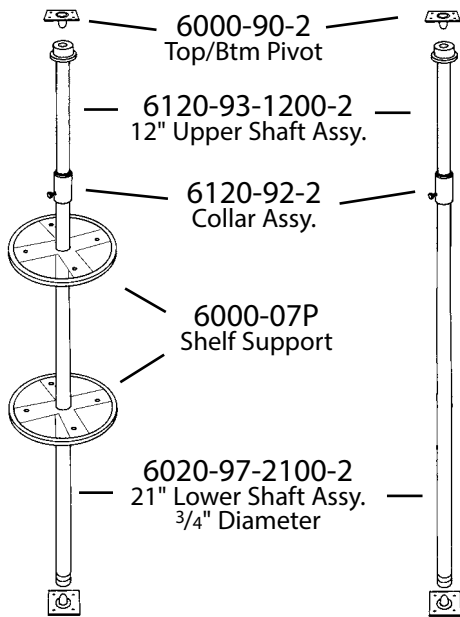
DEPENDENTLY ROTATING

6020-04P

For Custom Shelves

6022-04

For Polymer Shelves



Dependent Rotating Hardware
Extension: 24"-31" (610-788mm)

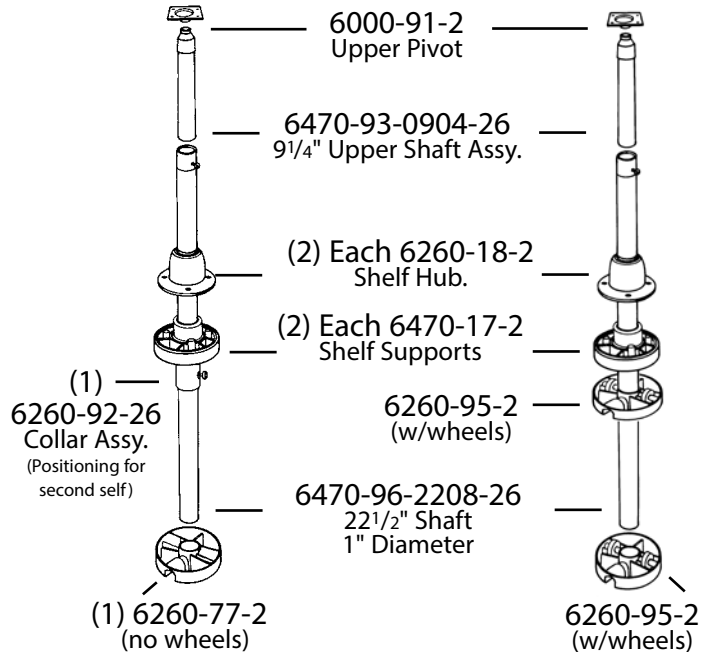
INDEPENDENTLY ROTATING

6072-04

Full Circle Shelving

6272-04

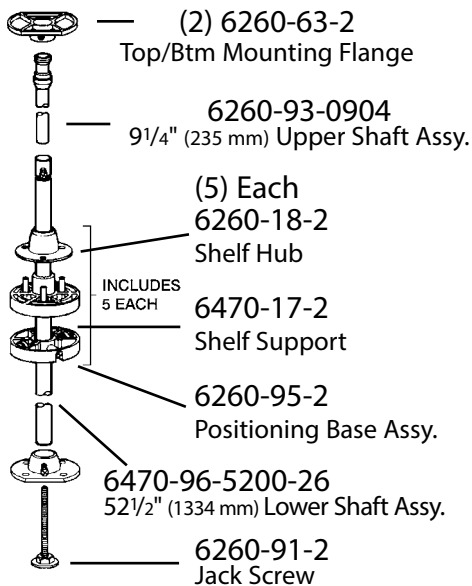
Centering Hardware



Independent Rotating Hardware
Extension: 26"-32" (661 mm-813 mm)

UTILITY CABINET CENTERING

6265-04



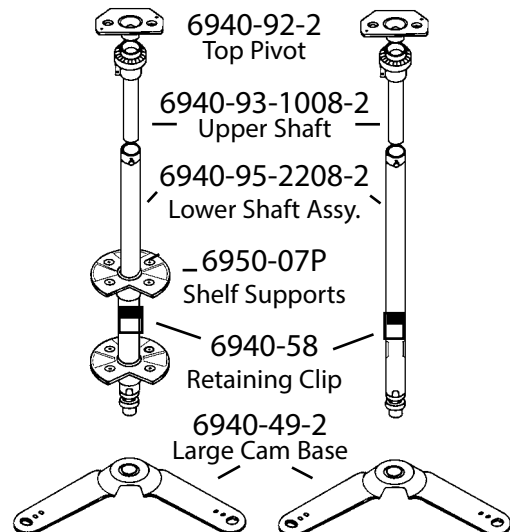
Independent Rotating Hardware
1" (26 mm) diameter shaft system
Std. Extension: 56"-62" (1423-1575 mm)

PIE-CUT

6940-04

For Custom Shelves
For Polymer Shelves

6942-04



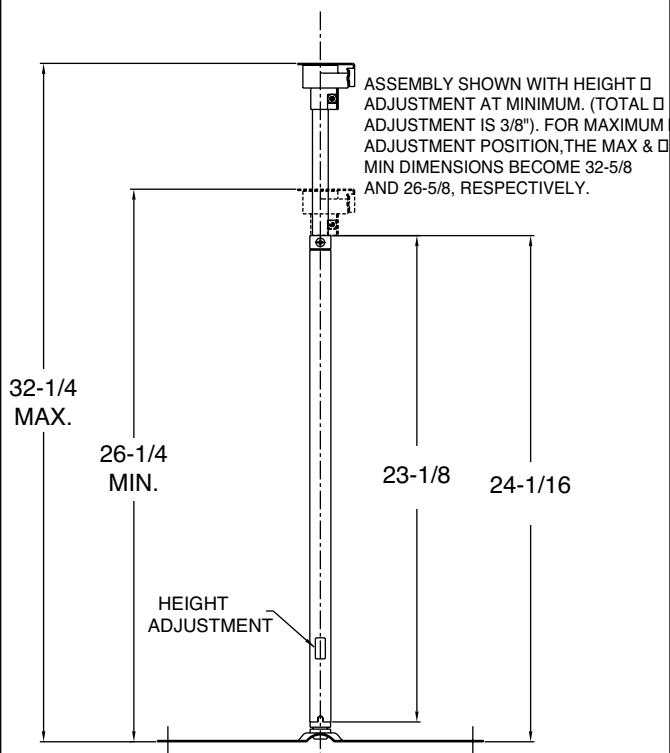
Lower Shaft
Adjustment Assy.
Part #6940-91
Inserts into
bottom end of
6940-95-2208-2
Lower Shaft Assy.

Note: For 24"
(610 mm) or larger
diameter shelves
Extension: 26"-32"
(661-813 mm)
1" (26 mm)
diameter shaft system

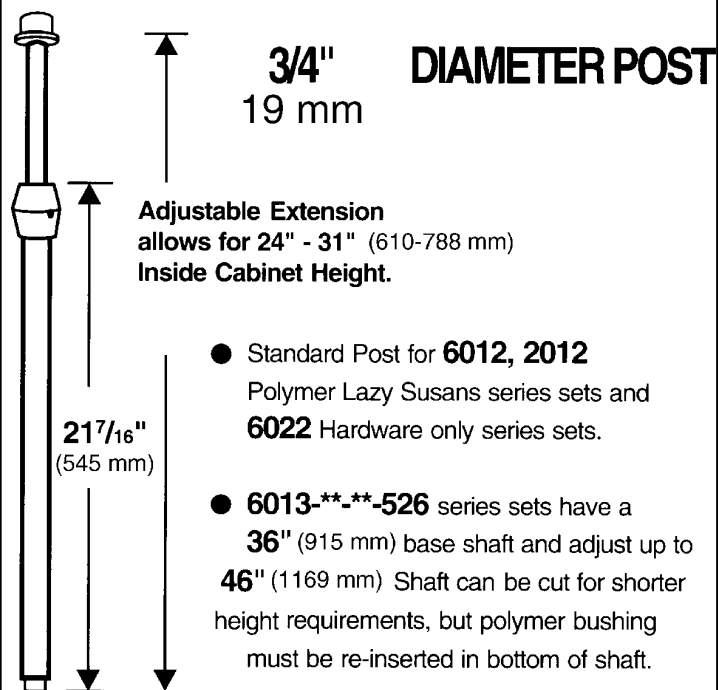
SPECIFICATIONS

HARDWARE PART IDENTIFICATION

6940 SERIES PIE-CUT

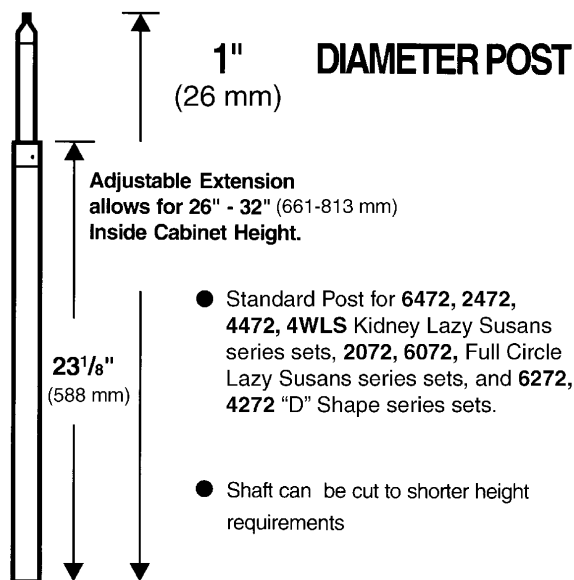


FULL CIRCLE - Dependent Rotating



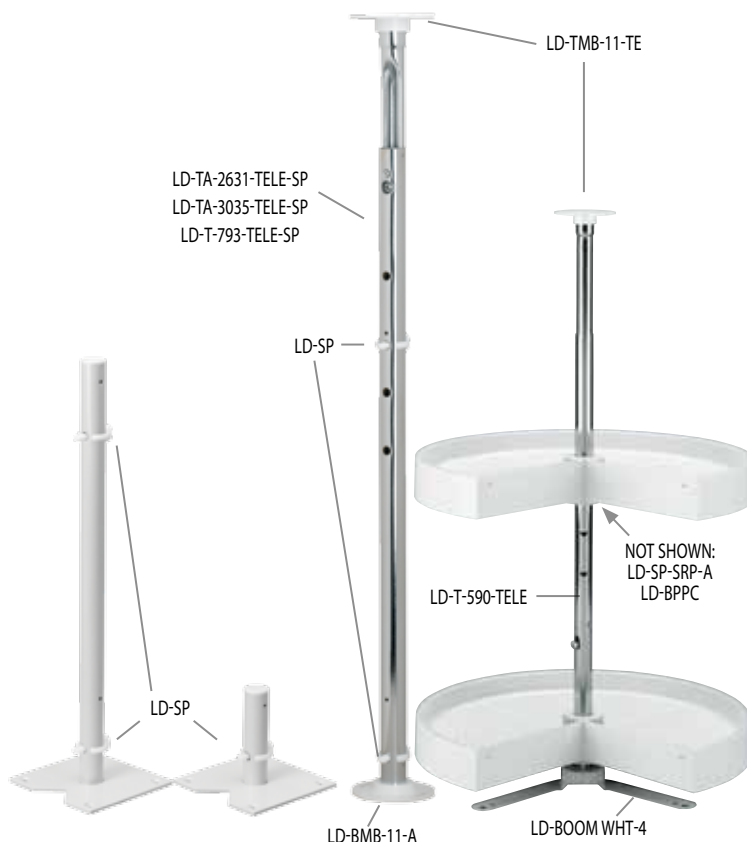
NOTE: Order Part **6000-05-7200-2** for **72"** (1829 mm) "Cut to Size" Post.

FULL CIRCLE/KIDNEY Independently Rotating



NOTE: Order Part # **6370-96-7008-26** for **70 1/2"** (1791 mm) "Cut to Size" Post w/Bushings.

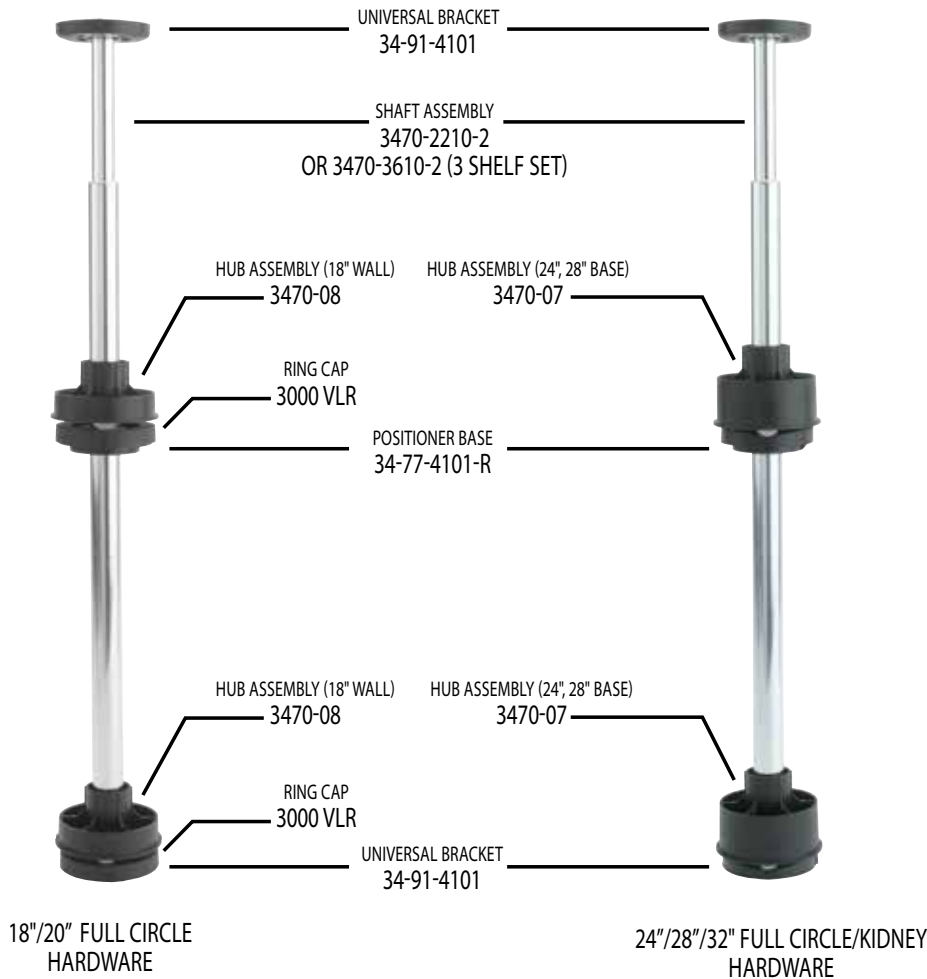
Hardware for Lazy Daisy Polymer




SPECIFICATIONS

HARDWARE KIT PARTS LIST

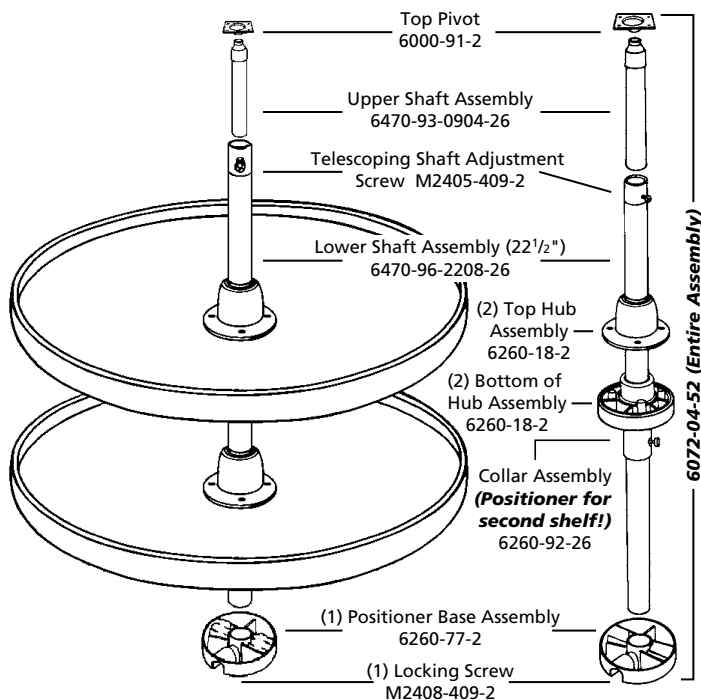
Hardware for Value Line Trays



Hardware for LD Banded Wood



Hardware for RAS Polymer Trays



Hardware for HWLS/LD-NATURAL

